




**B.A.M.**

**NEWSLETTER**  
Volume 2  
Number 5  
December 1985



**Chapter of Artist-Blacksmiths' Association of North America**



**Single Bed Headboard 52"x 41"**  
by Jerry Hoffman  
Lonedell, Missouri



**B.A.M.**

Chapter of Artist-Blacksmiths' Association of North America



**THE BLACKSMITHS' ASSOCIATION OF MISSOURI**

is an organization devoted to the preservation and advancement of blacksmithing in Missouri and surrounding areas. It plans to advance the skill of it's members, and to increase the interest of the public in supporting blacksmithing and purchasing hand forged ironwork. BAM is a meeting place for ideas to be exchanged. Strictly speaking, blacksmithing is the shaping of iron and steel under hand control, but BAM will stretch the word blacksmith to include metalworkers of all kinds. BAM will have workshops with respected metalsmiths from all over the country, and hopefully the World, to enable the smith in Missouri to gain knowledge from the masters without having to travel extensively. This will take the work of all the members. The more you support BAM, the more that will be accomplished. BAM will seek to be a teaching tool and a means of communication. BAM is for everyone interested in working metal. We welcome you, we need you.

Official newsletter of the Blacksmiths' Association of Missouri, chapter of the Artist-Blacksmiths' Association of North America.  
 Rt. 1, Rutledge, Missouri 63563  
 ISSN 0886-2761  
 December, 1985 Volume 2 number 5


Published six times a year and distributed free to members.  
 Grady Holley ..... Editor  
 Clarissa Gyorgy .. Associate Editor

**OFFICERS**

President	Vice-President	Secretary-Treasurer
Bob Patrick	Don Asbee	Steve Austin
Box 205	Rt. 2 Hwy. 28	44 N.E. Munger Road
Bethel Mo. 63434	Bland, Mo. 65014	Claycomo, Mo. 64119
816-284-6687	314-646-6357	816-781-1512

It will be the policy of this newsletter to print anything pertaining to working metals. Letters to the Editor welcome; as are suggestions for making this newsletter suit you better. The purpose of this newsletter is to keep the membership informed, and also to serve their educational needs.

As an education organization, BAM welcomes the use of newsletter material by any other organization, if you will only give credit.



## BAM MEMBER RUNNING FOR ABANA BOARD

Doug Hendrickson accepted the nomination at the meeting in Bethel. Doug sitting on the ABANA Board of Directors would be of much value to this area of the country. Doug is excited and really wants this position, and that's what it takes to do a good job. Doug will represent us well. This is our chance to get involved in blacksmithing on the national level.

Here is Doug's statement-

"I am a 47 year old full time smith with a B.F.A. and M.F.A. in art. With the encouragement and assistance of my wife I operate a shop in Lesterville, Missouri. I have 13 years experience, the first 8 as a hobbyist, the last 5 as a profession. Along with many of the present Board members I share a commitment to the promotion of our craft, education of young smiths and dissemination of ideas. This, I feel could be furthered by an exhibition program of invitationals, open competitions, theme show and traveling exhibits, the development of which, is my prime reason for wanting to sit on the Board."

ABANA ballots will come out in mid January.

Please vote for US!

As a fringe benefit for voting in this election, you get a chance for a Double-Horned Bick from the Kenneth Lynch collection.

---

### ABANA NEWS

---

"The Anvils Ring" now has a new Editor and Designer

Robert Owings ..... Editor

Kathleen Hogue ..... Designer

All information for "The Anvils Ring" should be sent to:  
615 Second St.  
Petaluma, California 94952


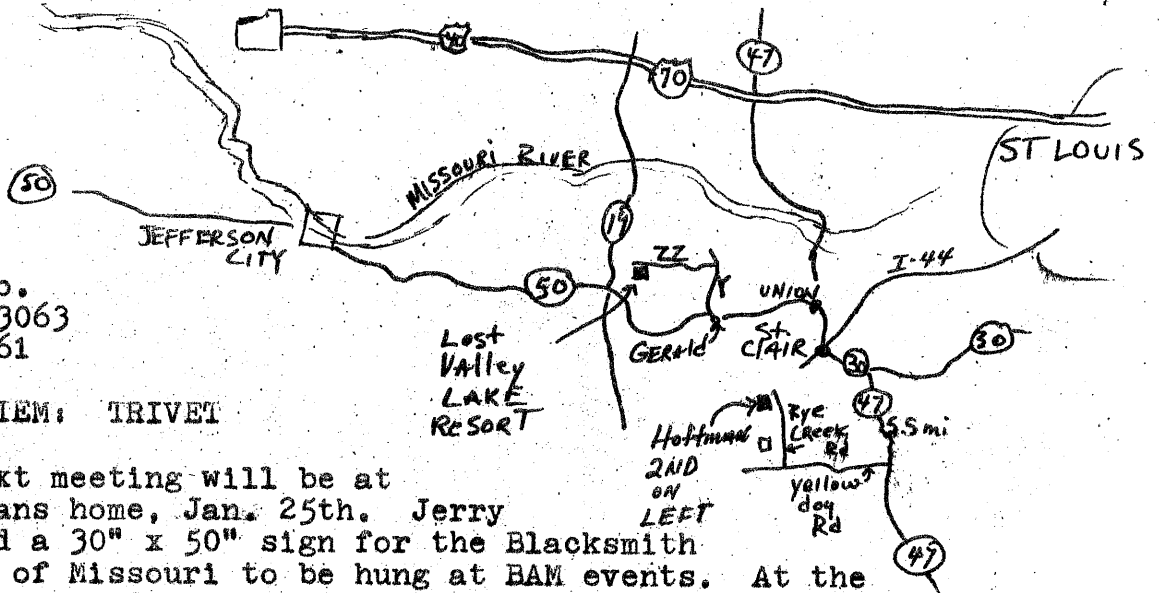
1986 ABANA CALENDAR is now available, at meetings or write the editor  
at Rt. 1 Rutledge, Mo. 63563  
\$5 by mail \$4 at meetings

WANTED: "Tips and Techniques" will be a "how to book" on a series of tips on metal finishes, secret fluxes, or anything else of value. If you have a special tip to share, send it to Michael or Fred. Proper credit will be given for each hint. All proceeds from the sale of the book will go to ABANA. Contact: Fred Caylor or Michael Schmitt  
3602 S. 800 East  
Zionsville, IN  
46077

BAM  
 meeting XI  
 Jan. 25th 1986  
 Host  
 Jerry Hoffman  
 Rt. 1 Box 198  
 Lonedell, Mo. 63063  
 314-629-4061

EXCHANGE ITEM: TRIVET

Our next meeting will be at Jerry Hoffmans home, Jan. 25th. Jerry has designed a 30" x 50" sign for the Blacksmith Association of Missouri to be hung at BAM events. At the November meeting, Jerry passed out drawings and assigned certain elements to be completed before the Jan. meeting. Meeting agenda will be a business meeting and assembling the sign.



January brings a new year and time to pay -1986 BAM dues. Please renew your membership, as this is our only income at the present. Donations accepted and are tax deductible.

**"BEST OF MISSOURI HANDS"**

will be a catalog to promote and market the products of Missouri artisans.

Entrants must:

Be Missouri residents.

Produce crafted items at place of residence.

Enter items that can be reproduced for sale.

For application form write:

Best of Missouri Hands

Univ. of Mo. Extension Division

306 Watson Place

Columbia, Mo. 65211

But HURRY! Deadline is Dec. 31st, 1985

WELCOME the following New Members

Mike Keller  
 5174 Skyline Dr.  
 Roeland Park, Kansas  
 66205

Walt Hull  
 2043 Mass.  
 Lawrence, Kansas  
 66046

Larry Valli  
 LaSalle Ironworks  
 3110 LaSalle St.  
 St. Louis, Missouri  
 63104.

FOR SALE: Blacksmithing & Decorative Ironwork BOOKS

FOR BROCHURE WRITE

Norman A. Larson 5426 Hyw. 246 Lompoc, Ca. 93436

BAM  
meeting X

The tenth meeting of the Blacksmith Association of Mo. was held Nov. 23, in Bethel, Mo., at The Big Anvil Forge, Bob Patrick's shop. This meeting was different from all that had come before-- we had an organized theme to work around: we would build a bench.

At 10:00 am, Bob led us to the layout table on which there was a chalk drawing of the project. Each side of the bench would consist of three pieces, attached together with collars. The smiths got to work. There were four forge-and-anvil setups, one for each of the pieces to be shaped and one for collar-making. Three of the forges had handcrank blowers, so there was enough work for all who wanted to participate. It was so interesting to watch and learn from each other's styles. At noon, we took our lunch break at the Bethel Steakhaus, after which we had probably our most concise business meeting ever. First off, Steve Austin, our treasurer, reported that we have \$440 in the treasury. We then discussed the planned Francis Whitaker workshop. It will be held May 4-10, 1986 at Lost Valley Lake Resort in Gerald, Mo. A steering committee was formed - Don Asbee, Jerry Hoffman, Grady Holley and Bob Patrick. New members John Gilmore and Bill Loveall also offered to help where they could. There are many aspects to cover: gathering tools, materials, coal, participants, fire fighting equipment publicity and more. An as yet undecided on major piece will be made for the resort, ten or twelve experienced smiths working with Francis. The steering committee will meet Lost Valley Lake, Jan. 3, for a planning session. For information, call Jerry Hoffman at 314-629-4061. We then nominated Doug Hendrickson as a candidate for ABANA Board Member.

FOR SALE  
50# Little Giant  
Trip Hammer  
Gave \$700. must sell  
Make Offer  
Dave Gibson  
Rt. 1 Box 93  
Camden Pt., Mo. 64018  
816-445-3544

Then we got back to work. The support and cooperation we showed toward each other really felt good. Around five o'clock, we had finished shaping the pieces for one side of the bench and Bob showed us his collaring method and attached it together. Bob and Grady promised to finish the other side and attach the wooden seat and back. About fifteen people had put effort into the project and we all declared that it was a very satisfying meeting. Thank you, Bob, for preparing and putting on this meeting and for supplying coal, tools and shop space.

Will Gaedtka and Fred Roderick of the Illinois Valley Blacksmiths' Association were our guests at the November BAM meeting. Will, Editor of their newsletter, The Tuyere, proposed a joint BAM - IVBA event. We said an enthusiastic "Sure".

Congratulations to  
Mr. Robert Baker  
on his improved eyesight.  
We were glad to have him  
at the Bethel meeting, right  
in there having fun with the  
rest of us.

# BEFORE THE ANVIL RINGS


by  
Jerry Hoffman

As artist (or designers) we must take our inspirations through a process that refines the fragments of a composition until it becomes a complete design. Putting thought on paper in the form of sketches brings clarity to what we have imagined. A blacksmith with drafting skills can greatly increase his or her potential for transforming ideas into reality; recording these ideas leads to further inspiration so that successive layers of design can mature into new concepts.

A designer/blacksmith has the ability to see and move towards a complete composition. This gives him or her the motivation to work towards that end. However, details that are unclear need to be worked out through a series of drawing before work can begin.

First, ideas are quickly recorded in sketches showing mostly structure. Once an idea has been satisfactorily worked out, more detail and embellishment can be added to the sketches. These sketches can be shown in third dimension to capture the look of the finished product. Engineering details can be worked out at this point by showing cross sections and relevant views of the object. Once the design comes together, a rough mechanical or architectural drawing can be made. It is drawn to scale within the framework specified by the project requirements. It also enables the designer to view the composition in its entirety, and correct errors not seen in previous sketches.

For the artsmith, sculpture or traditionalist, drawing need not always be as exact as those used by the architectural smith. The number and accuracy of drawings depends on what works best for each individual. However, one must stay within specific guidelines when





**ASSEMBLY SKETCHES**

It is sometimes helpful to sketch the order and way in which a piece will be assembled. (fig 3) These sketches are for the blacksmith to refer to during forging and assembly. They make it easy to keep track of progress and minimizes confusion and error. Notes can be recorded on these sketches during assembly and used for future reference.

**FULL SCALE DRAWING**

Drawing to full scale on the layout table marks the official beginning of a project. Light colored pastel pencils work very well for this - they make very consistent lines on steel, and are easy to resharpen. Square grids transferred to full scale from shop drawings makes plotting curves easy.

This brief outline is not intended to be a step by step guide to drawing, but rather an example of one way to organize project drawings.

The fundamental purpose is to explore media of expression that help us to become artists, and move blacksmithing towards acceptance as a true artistic technique.

It is aptly stated in a quote by Otto Schmirler:

"WHO IS AN APPRENTICE?  
EVERYONE.  
WHO IS A JOURNEYWORKER?  
ONE WHO HAS SKILL.  
WHO IS A MASTER?  
ONE WHO CREATES.

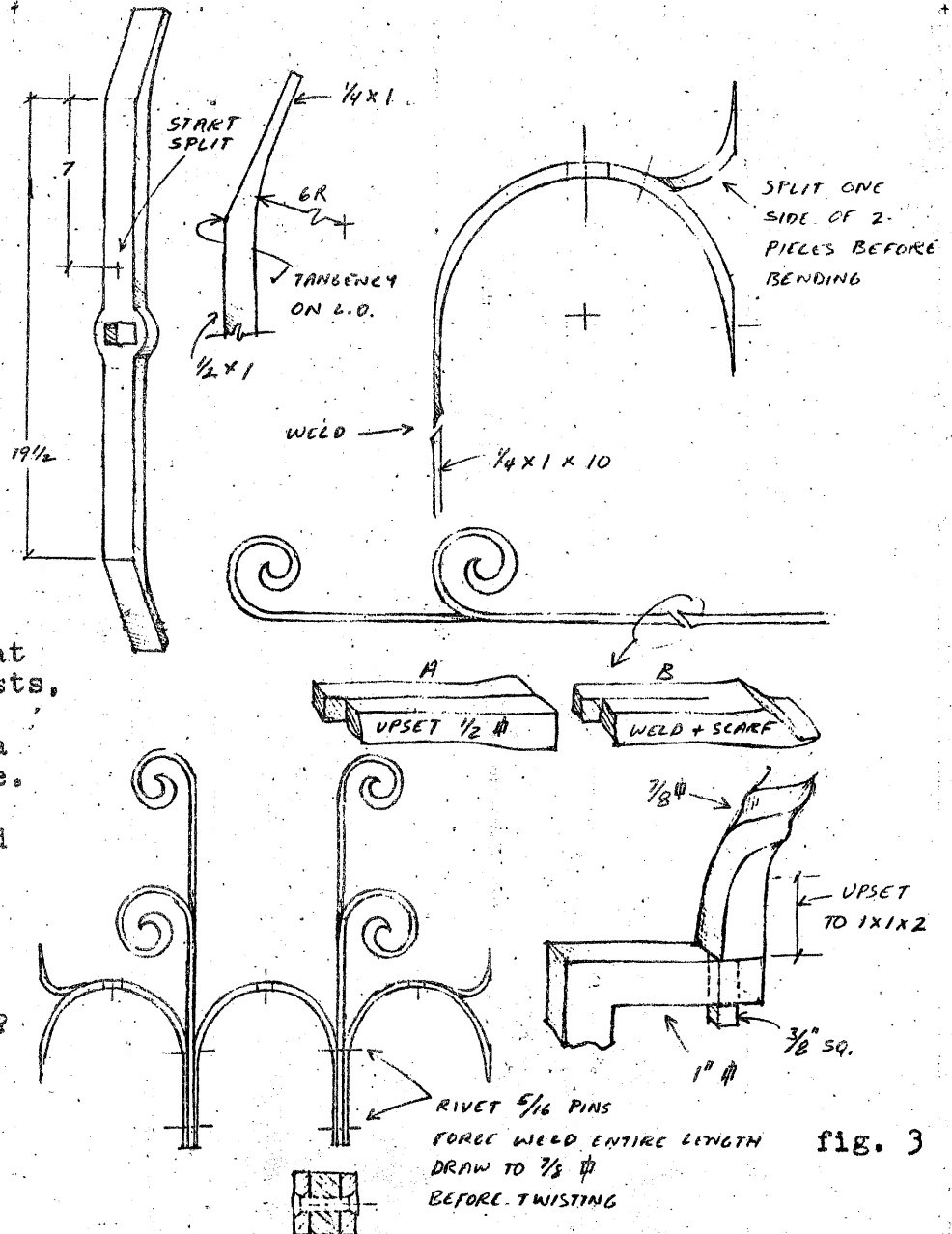


fig. 3

The headboard featured in this article (photo on our cover) won 1st place in the Birmingham Blacksmithing Festival Exhibition 1985, with 2nd place going to Thomas Latane, Pepin, Wisconsin, and 3rd place going to Jim Batson, Huntsville, Alabama.

drawings are required by architects, contractors or clients.

To illustrate the process of taking an idea from concept to completion, I have shown reproductions of drawings used on a recent project. The job was to design a forged single bed headboard.

### DESIGN CONCEPT

Generally, our composition in ironwork stem from technique. It is the way in which various elements interweave and fit together that make a piece unique.

The first sketches are like "test pieces" made in the shop. They are made quickly with little detail and show a variety of possibilities. Fig. 1 shows some of the possibilities explored for the headboard. These sketches were redrawn from the originals and show some of the ideas that worked. The concern here is not to make a fine drawing, but to show the trial and error progression of ideas that lead to the final design.

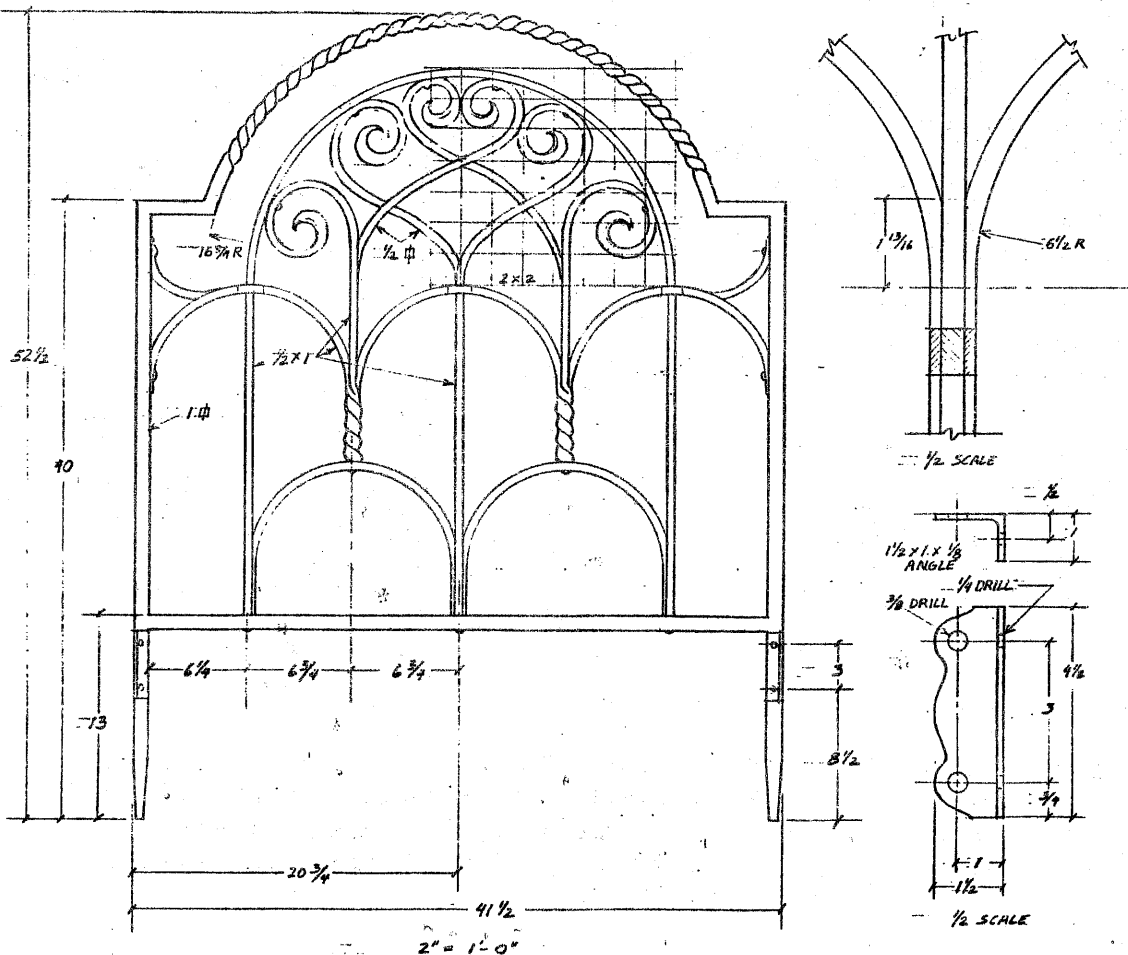
### DRAFTING

A rough drawing is made to scale at this point in order to work out the final details. These drawings are made on a drafting table using architects' (divisions in feet and inches) or engineers' (divisions in inches and 16ths of an inch) scales. They may be used as shop drawings if finished drawings are not required by others.

The finished drawing is shown in fig. 2. All of the curves and shapes are accurately drawn so that they may be easily transferred to full scale on the layout table. Dimensions are kept to a minimum so that only those necessary for completion of the project are shown.

Most drawings show one or two views of the assembly, and detailed views of various parts. The assembled view gives general dimensions and is void of hidden lines and excessive detail. The detail drawings show parts and assemblies requiring detailed information.

fig. 2







**B.A.M.**

Chapter of Artist-Blacksmiths' Association of North America



# ABANA Membership Application



## BAM MEMBERSHIP APPLICATION

Date \_\_\_\_\_

Name: \_\_\_\_\_

Address: \_\_\_\_\_

City: \_\_\_\_\_

State: \_\_\_\_\_ Zip: \_\_\_\_\_

Telephone: \_\_\_\_\_

New Member \_\_\_\_\_ Renewal \_\_\_\_\_

Have your own shop? Yes \_\_\_\_\_ No \_\_\_\_\_  
Are you Full-time Smith \_\_\_\_\_  
Part-time Smith \_\_\_\_\_  
Interested \_\_\_\_\_

Suggestions for BAM \_\_\_\_\_  
\_\_\_\_\_  
\_\_\_\_\_  
\_\_\_\_\_  
\_\_\_\_\_

Dues are \$15.00 for 1986  
Please make checks payable  
blacksmith Association of Missouri.  
SEND TO: Grady Holley  
Rt. 1  
Rutledge, Mo. 63563  
\_\_\_\_\_  
\_\_\_\_\_  
\_\_\_\_\_  
\_\_\_\_\_

Name: \_\_\_\_\_

Address: \_\_\_\_\_

City: \_\_\_\_\_ State: \_\_\_\_\_

Phone: (\_\_\_\_) \_\_\_\_\_ Zip: \_\_\_\_\_

- New Member
- Practicing Smith
- Teacher
- Student
- Renewing Membership
- Artist
- Amateur

How did you learn about ABANA?  
\_\_\_\_\_  
\_\_\_\_\_

- Fulltime Student ..... \$15/yr.
- Regular Member ..... \$25/yr.
- Family Membership (one vote) ..... \$30/yr.
- Senior Citizen ..... \$20/yr.
- Overseas Membership ..... \$32/yr.
- Contributory ..... \$50/yr.


Membership in ABANA includes a subscription to "The Anvil's Ring" and reduced fees at conferences.

Send your check (U.S. funds only) along with the membership application to:

ABANA  
P.O. Box 303  
Cedarburg, WI 53012

63111

ST. LOUIS MO  
3122 OSCEOLA  
LLOYD GASTREICH



BLACKSMITHS,  
of  
MISSOURI  
Rutledge Mo 63563  
ASSN