

RAM

JULY/AUGUST 2013



Bernie Tappel at the July meeting

Contents

Editorial

5 From the Editor

Ham's Prairie, MO

6 Minutes from the June meeting

The Prez Says

7 Doug Clemons' President's letter.

Tom Lee

8 English Wheel & Planishing Hammer demonstration

Trade Items

10 June trade items.

Malta Bend

12 Minutes from the July meeting.

Smoke'n It

13 Bernie Tappel's pipe tongs.

Stick It

16 Bernie Tappel's Meat Skewer set.

Mid-MO Smiths

17 Fulton Street Fair.

BSA at Nedco

18 Boy Scout Merit badge

Camp Hohn

20 A report from Camp Hohn.

Memorial

22 Doug Hendrickson Memorial Demo scheduled

Classified Ads

24 Ads - Personal / Business

Coal map

26 BAM Coal locations.

Scheduling

27 Upcoming Events and new members.



Open Forge, June Meeting Pg 9.



Shop tips Page 25



Bridge Anvil report page 23



COAL Map pg 26



Meeting Map pg 28

**Newsletter of the
Blacksmiths
Association
of Missouri**

Volume 30 No. 4

July - August 2013

Editor

Bob Ehrenberger

Contributing Writers

Ned Digh
Bernie Tappel
Ed Durrill
Gary Boyd

Photo Contributions

Bob Ehrenberger
Ned Digh
Bob Stormer
Bruce Herzog
Bernie Tappel
Ed Durrill
Gary Boyd

President's Message

Doug Clemons

Mailing Labels

Bruce Herzog

The Newsletter of the Blacksmiths Association of Missouri is published six times a year and is mailed to members of BAM. The annual fee for regular membership is \$25/year; a portion of this amount is for a subscription to this newsletter for one year. Editorial inquiries should be addressed to: **Bob Ehrenberger 6192 Hwy 168 Shelbyville, Mo 63469; (573)-633-2010 or send e-mail to bameditor@centurytel.net** BAM membership inquiries should be addressed to: **Bruce Herzog, 2212 Aileswick Dr., St. Louis, MO 63129; (314) 892-4690 or send e-mail to bjherzog@att.net.** Occasionally some material will be copyrighted and may not be reproduced without written consent by the author. BAM welcomes the use of any other material printed in this newsletter provided the author and this organization be given credit.

Membership Application

Name: _____
Address: _____
City: _____ State: _____
Phone: () _____ Zip: _____
E-mail: _____

New Member Renewal ABANA member?

Are you interested in taking a class?

How did you learn about BAM? _____

Memberships are for one year from receipt of dues. Dues are \$25, which includes a subscription to the bimonthly BAM newsletter. Please make checks payable to Blacksmith Association of Missouri.

ABANA Membership Application

Primary ABANA Chapter Affiliation: _____

Name: _____
Address: _____
City: _____ State: _____
Phone: () _____ Zip: _____

New Member Renewing Member

Includes a Subscription to the Anvil's Ring and The Hammers' Blow magazines

- Regular Member\$55 yr.
- Senior Citizen (Age 65+)\$50 yr.
- Full time student\$45 yr.
- Overseas airmail\$80 yr.
- Overseas surface mail\$65 yr.
- Contributory\$100 yr.
- Public library\$45 yr.

See reverse

Send this form in an envelope with your payment to:

BAM,
c/o Bruce Herzog
2212 Aileswick Dr.,
St. Louis, MO 63129

I _____ hereby apply for membership in the Artist-Blacksmith's Association of North America and enclose \$ _____ as my annual membership dues for one year.

MasterCard VISA Check/Money Order

Card Number

--	--	--	--	--	--	--	--	--	--	--	--	--	--	--	--	--	--	--	--	--	--	--

Exp. Date
(Required)

--	--	--	--	--

Checks must be in U.S. currency

SEND RENEWAL TO:

ABANA Central Office

259 Muddy Fork Rd, Jonesborough, TN 37659

Dues Distribution:

1 year subscription Anvil's Ring: 68.5 % \$24

Adm. offices & other ABANA projects (Conferences, etc.): 31.5% \$11



Officers:

President

Doug Clemons

1st Vice President

Fred Arnhold

2nd Vice President

Phil Cox

Secretary

Don Anders

Treasurer/Membership

Bruce Herzog

Treasurer/Conference

Kent & Deanna Harbit

Web site

www.bamsite.org

Web Master

Bernie Tappel

tappel@embarqmail.com

Scholarship Chair

Larry Hults

Mobile Training Station

Denis Yates

Librarian

Karen Bouckaert

Conference Chair

Mike McLuaghlin

The Blacksmiths' Association of Missouri is an affiliate of the Artist Blacksmiths' Association of North America, and is devoted to the preservation and advancement of blacksmithing and to communication among blacksmiths in Missouri and surrounding areas. BAM's newsletter's goal is to support these aims. Letters to the editor, tech tips, tools for sale or anything else which furthers these ends will be considered for publication.

The Newsletter of the Blacksmiths' Association of Missouri and its members do not manufacture, distribute, sell, test, warrant, guarantee, or endorse any of the tools, materials, instructions or products contained in articles or features in the Newsletter of the Blacksmiths' Association of Missouri. The Newsletter of the Blacksmiths' Association of Missouri disclaims any responsibility or liability for damages or injuries as a result of any construction, design, use, manufacture or other activity undertaken as a result of the use or application of information contained in any articles or features in the Newsletter of the Blacksmiths' Association of Missouri. The Newsletter of the Blacksmiths' Association of Missouri assumes no responsibility or liability for the accuracy, fitness, proper design, safety or safe use of any information contained in the Newsletter of the Blacksmiths' Association of Missouri.

From the Editor

By Bob Ehrenberger

Because of the timing of Ned's meeting after the Ozark Conference, This issue will cover two meetings. We had a beautiful day for Ned's meeting. There was a sheet metal demonstration in the morning featuring the English wheel and planishing machine. Esther put on a fine lunch with donations going to the local food bank. Finally Ned had an open forging time, which had pretty good participation from what I could see.

We had another beautiful day for the July meeting at Doug Clemons. Bernie Tappel was our demonstrator as he needed to pay BAM back for a scholarship to J.C. Campbell, where he learned about colonial pipe tongs from Jerry Darnell. Bernie made it look easy and even did the step by step article for the newsletter.

After the business meeting a couple of the new members wanted to learn about making tongs. So Ken Jansen, Thomas Ratliff, and I gave them a hand. I think things turned out pretty good, but they both almost burned up their tongs when they weren't paying attention. It is hard to share a fire anyway, but you defiantly do not want to walk away to talk to someone else while your iron is in the fire.

We had great participation in the trade item at both the June and July meetings. Unfortunately Bruce couldn't be at the July meeting so I only have nice pictures of the June trade items.

I was down with a sore back most of the month of June. I only spent two days flat on my back, but had about 3 weeks where I was moving about half speed. The decision was made that I needed an inversion table to get my back straightened out when there is a problem. I did some research on

the internet and was ready to order a table when I found an exercise machine at a garage sale that looked to be an easy conversion. Not being one to buy something when I can make it I took the leap. Rick Meyer has a table which he lent me to use as a pattern. Mine looks nothing like Rick's, but it was helpful in figuring out some of the details. It still needs another day to complete. I'll put a picture in the next newsletter.


I decided to host another beginner's class in my shop this October 12th and 19th. So for those of you that live in Northeast Missouri, this is your chance. I will have three coal forges set up so the class will be limited to 6 students. Let



me know as soon as possible if you are interested.

BAM has been busy with the Boy Scouts this summer. The metalworking merit badge has been taught both at camp Hohn and at Ned digh's shop.

I got a card from Deb Bailey that they are taking applications for the



Traditional Arts Apprenticeship Program (TAAP). If you want to apply you can get an application at <http://mofolkarts.missouri.edu>.

The program provides \$2000 for the master and pays for the apprentice's expenses (travel and materials). You can't be a rank beginner and need to provide examples of your work. Several BAM members have participated in the program over the years, so if you have specific questions I'm sure we can provide you with answers.

I participated in TAAP about 4 years ago and I know that Bernie Tappel, Pat McCarty, Guy McConnell, Ed Harper, and many others have been masters in the program.

The date has been set for the Doug Hendrickson Memorial Demonstration. It's October 5th, see page 22 for details.

A BANA sent us a huge article. I only had room for about a third of it. If you want to see the rest go to their web site, or I can email it to you.

The next Newsletter submission deadline is September 23rd. Because the September meeting is late and the November meeting is early there isn't much time to get the newsletter out in between them.

A few issues ago I had a tip about converting a carpenter's square into a hook ruler and a gauge to measure stock sizes. I was having a hard time reading the stamped numbers so I painted the back white and marked them with a Sharpie pen. Much better.

BAM MEETING FOR JUNE 2013
at NED AND ESTHER DIGH'S
 Minutes by Don Anders

Treasurer's report given by Bruce Herzog BAM currently has 562 members, the highest number for the last 3 years.

Conference report, even with the cold weather we had 144 attending slightly down from 157 last year.

Joe Hurley and Mike McLaughlin are going to co-chair the 2014 BAM conference. Please contact Joe or Mike if you have an idea for a class at next year's conference.

The Heart of Missouri Blacksmith's award given to Larry Hults this year.

Dennis Yates still has a need for assistants at the Lake of the Ozarks boy scout camp this year.

Bruce Herzog discussed Lou Mueller hosting a demo and different ways to pay for it. It was decided that the cost would be split between the Doug Hendrickson scholarship fund and BAM general fund.

There was some discussion on the BAM Library. Some of the books are slow coming back and other Bammers are waiting to check them out, please return the books promptly, thanks.

The BAM 30th anniversary falls on the November meeting. Please wear your 30th anniversary tee shirt or other BAM shirt and we are going to try to take a group picture.

Meeting adjourned.

BAM SCHOLARSHIPS

BAM is an educational organization and sad to say members are not applying for scholarships when funds are available. Any BAM member who wants additional blacksmithing skill training can apply for a scholarship. You do not need to attend a formal program at a recognized school but can be mentored in multiple one on one sessions with an experienced smith. The amount of the scholarship will be determined on the amount of projected expense and can be as much as \$500.00. Any member is encouraged to apply for a scholarship, especially those members who are newer to blacksmithing. If awarded a scholarship, you are required to present a demonstration of some skill you have learned and submit an article for the BAM Newsletter. Application and submission guide-

lines are available on the BAM web site.

Esther Digh
 Scholarship Committee Member

Trade Item: CANDLE SNUFFER

Made by	Traded to
John Wilding	Doug Clemons
Erin Kiburn	Karen Bouckaert
Doug Clemons	Sterve Eickerman
Bob Ehrenberger	John Huff
Bobby Chambers	Mel Robinett
Colin Ward	Bob Stormer
Bob Stormer	Colin Ward
Kenny Jamison	Randy Carrier
Chris Miller	Don Anders
Don Anders	Chris Miller
Terry Smith	Erin Kilburn
Steve Eickerman	Bobby Chambers
Mel Robinett	Bob Ehrenberger
John Huff	Josh Helm
Josh Helm	John Wilding
Randy Carrier	Terry Smith
Karen Bouckaert	Kenny Jamison

IRON IN THE HAT

Donated by	item	Won by
Rich Meyer	Grage spring	John Huff
Donald Davies	Spring	Mark Sam
Donald Davies	plastic bearing	Don Anders
Donald Davies	sheet metal gauge	Mel Robinett
Donald Davies	Baum hydraulics book	Mark Sampsel
Philip Cornet	saw blades	Bob Ehrenberger
Donald Davies	Oxygen orange	Mike Gentsch
Karen Bouckaert	BAM mug	Colin Ward
Ned Digh	side grinder frame	Karl Haak
Don Anders	webbing sling	Colin Ward
John Wilding	snuffer	John Huff
Chris Miller	letter opener	Seth Lancaster
Ned Digh	blow torch	Larry Huff
Ned Digh	pipe vise	Don Anders
?	right handed gloves	Mark Sampsel
Esther Digh	2 welding magnets	Doug Clemons
Don Anders	MSC catalog	Mark Sampsel
Ned Digh	Multi tool	Doug Clemons
Bobby Chambers	Spring RR spikes	Philip Cornett
BAM	Doo Rag 2013	Chas
Dan Wedemeyer	coil spring ect.	Mike Gentsch
Larry Hults	hay rake teeth	Karen Bouckaert
Randy McDaniel	Demo Item	John Dilsaver

President's message,

Greetings,

Since our last newsletter we have had two meetings.

It just worked out that the way the meetings were scheduled they overlapped the newsletter submission deadline.

The first of the two meetings was hosted June 8 by Ned and Esther Digh at Ham's Prairie about ten miles south of Fulton.

The morning demonstration was about using an English wheel and planishing hammers to shape sheet metal. After that, Ned opened his shop to allow anyone interested to use his equipment to learn from some of the more experienced smiths.

The next meeting was July 13. Nancy and I hosted that meeting at our shop just outside the city of Malta

Bend. We were really impressed by the turn out. Especially since the previous meeting, had been just a few weeks before. We were glad to see so many people show up. As I said at the meeting I had spent over three hours cleaning my shop up for this event.

What I did not mention was that I had spent about three weeks more than three hours cleaning my shop up.

I did not have demonstrator lined up for certain and had planned to make my trade item that morning as part of the demonstration. Then just about ten days before the meeting Bernie Tappel offered to demonstrate some of the things he had done at a class by

Jerry Darnell at the John C Campbell folk school. Bernie had attended the class with a scholarship from BAM and his demonstration was part of his repayment. Bernie and Patti showed up Friday afternoon and Bernie familiarized himself with my sparsely equipped shop. Bernie is an excellent demonstrator and does a good job of explaining what he is doing and why. I was very grateful that he offered to do this meeting. If any of you have ever seen me demonstrate you too would be grateful for his help.

After the demonstration we all had a meal that couldn't be beat thanks to my wife Nancy and to the BAM ladies for helping her get everything set up and served.

In the afternoon the forge was open to anyone who wanted to use it. We had a few newer members that wanted to try some things. When I came back into the shop after helping some people who had bought coal and picking up some chairs, Bob Ehrenberger was basically teaching an impromptu class. Many thanks to Bob.

Our next event is our booth at the State Fair beginning August 8.

Our next meeting will be hosted by Matthew Burnett at his shop near Cameron, MO on September 21.

Trade item is a tomahawk or hatchet.

I hope to see you there.

Doug Clemons



Tom Lee Demonstration

By Bob Ehrenberger

When Tom demonstrated at Ned's meeting a few years ago, he made a fender for an antique car using the English wheel. This time he showed how to make specialty patch panels for antique cars. He started out by hammering it into a rough shape over a stump. The piece he was making was raised on two edges and depressed in the center.

He then used a combination of the English wheel and a pneumatic planishing hammer to further define the shape and smooth out the hammer marks.



Tom has the planishing hammer mounted to the side of his English wheel to make it easy to move between the two devices. The far right picture shows the slightly domed, highly polished anvil in the planishing hammer.

When using the English wheel, Tom showed how he can apply pressure to the sheet metal to create or further define a crease.

Tom spent a lot of time talking about car restoration in general, and the techniques that he uses when installing a patch panel.

Cut the panel to be an exact match to the hole it goes in. No gaps, No overlap.

Weld short sections with a TIG, and then with a hand held anvil backing up the weld. Hammer it smooth to relieve stress and prevent shrinkage. The metal expands when it is heated and then shrinks past it's original size unless it is hammered while it cools.




Open Forge Time at Ned's



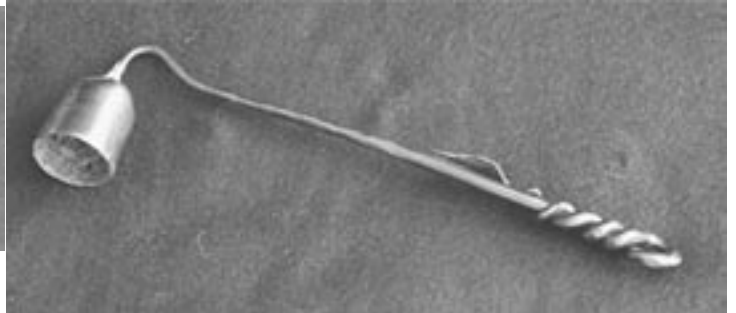
Ned had several forging stations set up to be used by anyone that wanted to use them. Phil Cox instructed and supervised the use of the power hammer, while others just took advantage of an opportunity to get some forging time with experienced blacksmiths watching to give them pointers.



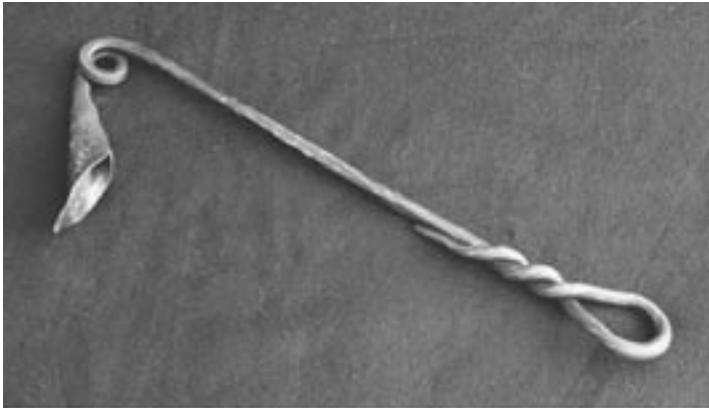
June Trade Items




Colin Ward



Chris Miller




Bob Ehrenberger




John Wilding



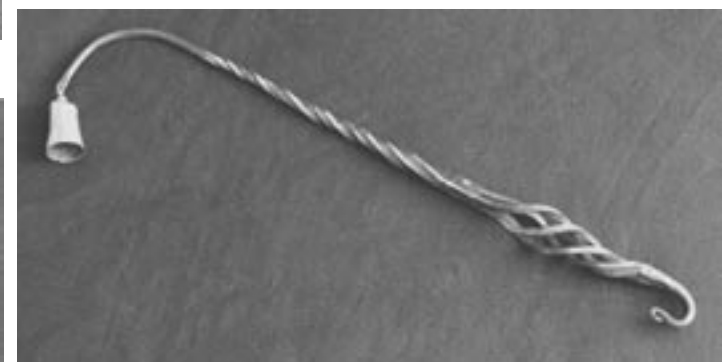
Randy Carrier




Kenny Jamison



Steve Eickerman

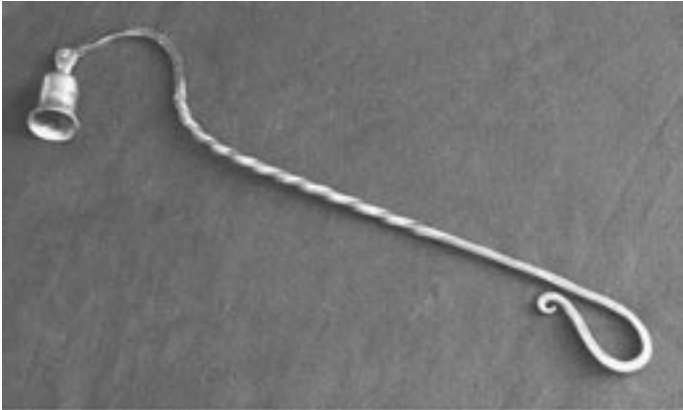


John Huff

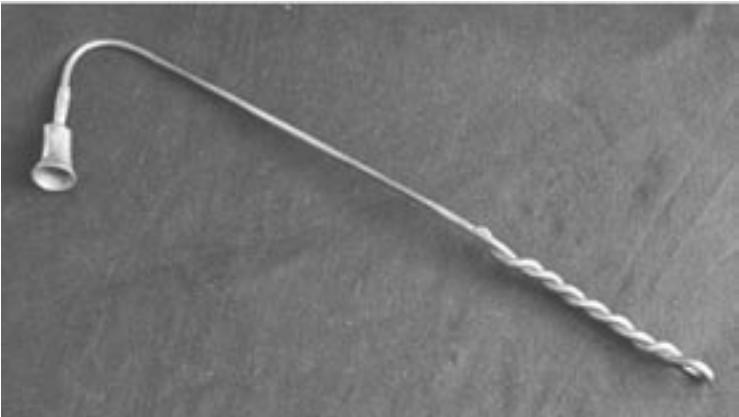


Don Anders

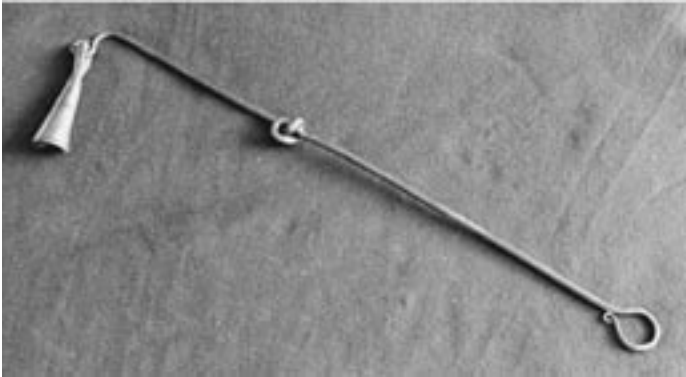
June Trade Items




Bob Stormer



Erin Kilburn



Karen Bouckaert




Mel Robinett



Doug Clemons



Terry Smith



Bobby Chambers



July Trade Items

BAM MEETING FOR JULY 2013

At Doug & Nancy Clemons

Minutes by Don Anders

Thanks to Doug & Nancy for hosting the meeting and the food.

Thanks Bernie for the demo.

Treasurer's report given by Doug Clemons for Bruce Herzog.

Ned Digh made the first two awards of the golden screw to Ken Jansen and Mike Gentsch (stumpy) for outstanding injuries.

Mike McLaughlin is again working the conference and advised us that it is time to start planning next year's conference. Please volunteer, it is a good time and a good way to make friends while helping BAM. Items will be needed for the Auction, Gallery, Boutique and BAM tool boxes. If you have something that you are proud of, bring it for the Gallery.

The November meeting will be BAM's 30 year anniversary, try to come and wear you BAM stuff.

Kent Harbit is again organizing the state fair BAM presence, try to come out, it is a good time.

Ken Jansen is again have a get together at his shop on black Friday the theme this year is tong making.

Phil Cox says to come by the Hamilton Steam and old time show August 15-18.

Bob Ehrenberger is hosting MTS training 2 Saturdays probably in October, exact dates to be announced.

The BAM 30th anniversary falls on the November meeting. Please wear your 30th anniversary tee shirt or other BAM shirt and we are going to try to take a group picture.

Meeting adjourned.

Trade Item: Campfire poker

Made by

Colton Kiso
Matthew Burnett
Jack Nettleton
Jon Householder
Ken Jansen
Don Birdsall
Gary Boyd
Dylan Quick
Don Nichols
Mike Gentsch
Denny Quinn
Bernie Tappel
Ned Digh
Joe Helo
Mel Robinett
Bobby Chambers
Steve McCarthy
Tony Brooks
Larry Lutz
Fred Warner
Doug Clemons
Mike McLaughlin
Mark Sampsel
Pat McCarty
Bill George

Traded to

Ken Jansen
Pat McCarty
Dylan Quick
Bobby Chambers
Mike McLaughlin
Colton Kiso
Doug Clemons
Gary Boyd
Bernie Tappel
Don Nichols
Mark Sampsel
Tony Brooks
Mel Robinett
Ned Digh
Denny Quinn
Mike Gentsch
Jack Nettleton
Larry Lutz
Bill George
Jon Householder
Steve McCarthy
Josh Helm
Don Birdsall
Fred Warner
Matthew Burnett

IRON IN THE HAT

Donated by

Ned Digh
Mike Gentsch
Donald Davies
Donald Davies
Colton Kiso
Steve McCarthy
Michael Gorzel
BAM
Don Birdsall
Ned Digh
Pat McCarty
Stager
Donald Davies
Bernie Tappel
Don Nichols
Don Nichols
Bernie Tappel
Josh Heck
Don Forlow
Don Forlow
Earl Million
Patti Tappel
Ned Digh
Fred Warner
Bobby Chambers

item

fine coal
hay rake teeth
lock washers
rocker links
steak turner
piece 1040
spring
right hand gloves
Gig rollers
?
demo notes & civil war picket pin
oxygen orange
demo piece
die pins scraps
metal disks
demo piece
trampoline springs
?
?
bag of coal
blacksmith bag
?
stick of S7
?

Won by

Kent Harbit
Bill George
Karl Haar
Mike Gentsch
`Don forlow
Bob Stormer
Jon Householder
Bill George
Mark Sampsel
Pat McCarty
Scott
Mark Sampsel
Tom Patterson
Mel Robinett
Dennis Quinn
Don Forlow
Don Anders
Dennis Quinn
Steve McCarthy
Pat McCarty
Karen Bouckaert
Colin Ward
Don Anders
Mark Sampsel

More pictures from the July Meeting

Samples Bernie Tappel made in his class



Pipe kiln, used to dry clay pipes



Pipe tongs with hidden box joint



Medium sized pipe tongs with tamper



Large pipe tongs with tamper and probe



Striker tongs, hold char cloth while the top is used with flint to make the spark



Demo tongs, like the pair that Bernie demonstrated



Bobby Chambers helps Bernie split the skewer holder



Skewer set like the one that Bernie demonstrated

18th Century Pipe Tongs

By Bernie Tappel

Materials: 2 ea. 3/8" x 3/4" x 6"

Forge a 3/4" tab in the center of each piece by using half on/half off hammer blows as indicated in Figures A. and B. Forge both ends of each piece down to about 3/8" square at this time.

Split the tab on one of the pieces with a hot cut to create the female side of the joint as in Figure C. Using an 1/8 inch flat fuller, drive the fuller into the split and draw out each side of the split with the peen end of a cross peen hammer. Use a hammer with a small radius peen. Leave the fuller in the split while drawing each end out to about 1/8 inch thick. Brace the stock against the step of the anvil, or a tool in the hardy hole while drawing out each side. This will take several heats, alternating sides.



Above, Drawing out tabs on the female joint.

Right, Setting the tab on the male joint.

Forge the male side of the joint with a set hammer as indicated in Figure D. Set one side down about 1/8 inch. Then set the other side down, using a piece of 1/8 inch stock on the bottom to preserve the set down on the opposite side.

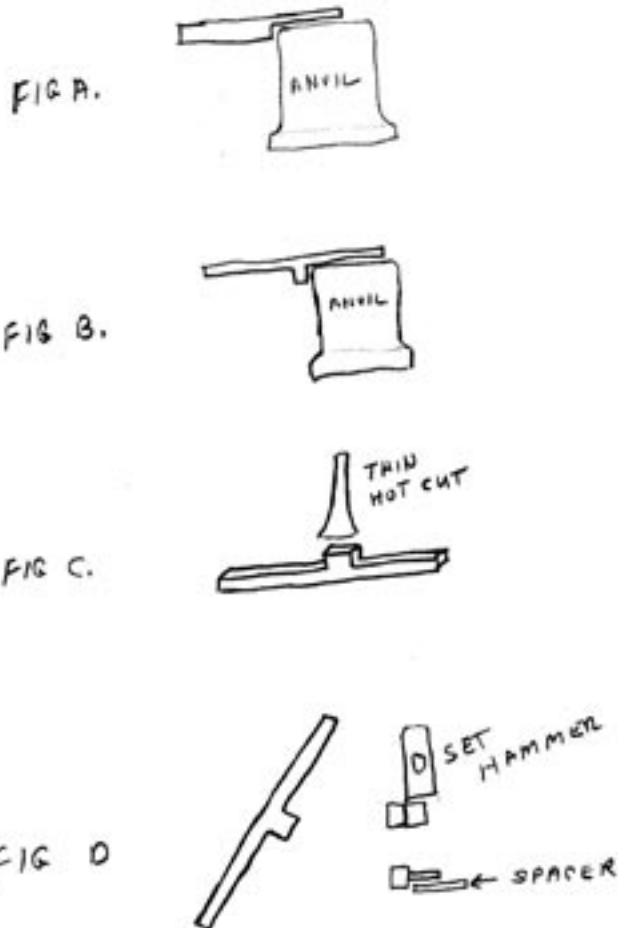
Forge the "pickup" end of each piece down to about 1/4 " square and cut off at about 3 1/2 inches from the joint tabs.

Forge the handle end of the male part to a flat taper 3/8 inch wide and cut off at 5 inches from the joint tab.

Forge the handle end of the female part to 1/4 inch square and cut off at about 4 inches from the joint tab.

Forge the pickup ends of the tongs by placing about 3/8" of the stock on the anvil and with half on/half off hammer blows forge the offset for the ends as in Figure E. The joint tab should be oriented up when creating the offset so the offsets will meet when the piece is assembled. Do this for both pieces.

Then round this offset up as indicated in Figure F.



18th Century Pipe Tongs, continued

To create the tamper tip on the handle end of the female part, heat the tip and clamp in vise with about 1/2 to 5/8 " sticking above the vise as indicated in Figure G. Upset this part into the flat round tamper end. Take several heats and rotate the piece 1/4 turn each heat to avoid upsetting material down in between the vise jaws. The end result should be a flat round tamper about 1/8 inch thick as in Figure H.

Roll the flat tapered end of the male piece into a scroll end as in Figure I.

Forge a spring from carbon steel stock 1/8" x 1/4" as in Figure J. Hot fit and file the joint and drill 1/8 inch hole through the joint. File the joint tabs to a nicely rounded profile.

Drill a 1/8 inch hole through the end of the spring and the handle and rivet the spring to the handle next to the tamper end of the handle. The spring does not need to be heat treated for this application.

Test fit the rivet in the joint and tweak the pickup ends to meet evenly. Adjust the spring tension if necessary. When satisfied with the fit and action of the tongs, finish the rivet.

Finish the tongs with a traditional beeswax/linseed oil/turpentine mixture.

FIG E.




FIG F.



FIG G.



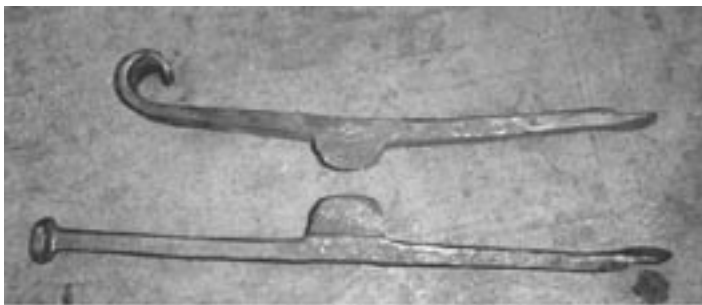
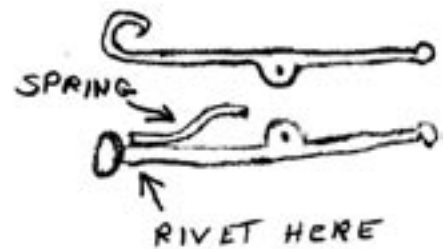
FIG H.




FIG I.



FIG J.



Pipe tong pieces as forged before fitting and assembly



Finished pipe tongs



18th Century Skewer Set with Hanger. By Bernie Tappel

Materials: 1 ea. 3/16" x 1 1/2" x 7" for hanger
6 ea. 1/2" x 1/8" x 7" for skewers
(can be longer if desired)

Hanger:

Draw one end of the 3/16" x 1 1/2" down to 1/2" wide x 3/16" for about 2 inches. The stock should have a nice taper back to the original stock size at about center of the original 7 inch piece. (Figure A.)

Split the 2 inches and draw each leg out to about 3 inches long and rounded. The ends of each leg should be pointed. (Figure B.)

Bend legs straight out. Upset the end of the split to remove all traces of the split. (Figure C.)

Fuller the other end about 2/3 through about 1 1/2 inches from the end. Make a convenience bend on the split end to allow the piece to fit in the fuller or smithin' magician if necessary. (Figure D.)

Taper the piece from the fuller mark back to the center and draw the center out to at least two inches wide. Use a hot rasp if necessary to make a nice crisp point. (Figure E.)

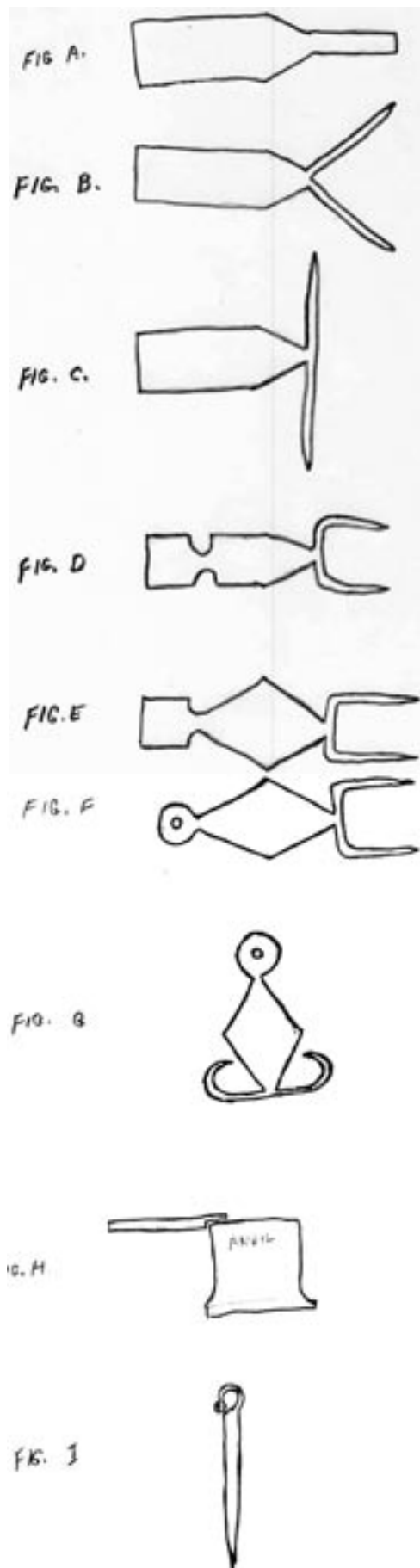
Round up the fullered end by hanging the piece over the point of the horn and hammering the corners back into the stock. Finish rounding up the end on the anvil. Be sure to use a rounded edge of the anvil to avoid creating a cold shut in the bottom of the fuller mark. Punch a hole in the center of the rounded end. (Figure F.)

Bend each leg of the split end up evenly to create the hooks for the skewers. (Figure G.)

Skewers:

Place about 1" of the material on the anvil and using half on/half off blows offset the material and draw out to about 2" to 2 1/2". (Figure H.)

Bend the offset into a circle with a small rat tail end. Draw the other end into a flat point. (Figure I.)



2013 Fulton Street Fair

My Russian Anvils – They Travel No More

By; Ned Digh

For the past eight or nine years, my seven Russian, cast steel anvils, have been hauled to many places, in and around Fulton as well as several out of town locations. I have been lucky and blessed to have friends in the “Heart of MO Smiths” group that have always assisted in loading, unloading, and doing demos. On at least two occasions, they were used by Mike Maddox and me to teach evening blacksmith classes at the Mexico Voc-Tec. Melvin Williams also assisted with one class at Mexico. Several members of the “Heart of MO Smiths”, BAM members all, have become every efficient at loading and unloading the anvils and other equipment on my demo trailer.

Our demos have attracted a number of people to join BAM and we have provided an opportunity for several teen-age boys to become interested in blacksmithing, some of those still come to the hammer-in’s at my shop. The demos have also attracted several scout troops for merit badge work. One scout mother observed our demo at the Fulton Street Fair several years ago and sent two scout troops for merit badge work. The Fulton Street Fair this year was held on June 21st & 22nd, the temperature was not friendly but fortunately Gary Boyd brought Mike Gentsch’s tent fly, very thoughtful of Gary and Mike.

Perhaps we should never say never, but the anvil haul this year to the Fulton Street Fair was the last demo haul for my anvils. The anvils will travel no more but will still be in my shop for hammer-in’s and visitors. We have had lots of fun mixed with banter and camaraderie but we have a consensus in our group that frequent hammer ins are more fun and it is time to end our demo cycle.

If you want to be the demo person in Callaway County, let me know and I will put you in contact with the appropriate contact person(s). The following BAM members have been instrumental in loading, unloading, setting up the tent fly, and entertaining the observers by moving hot metal: Mike Gentsch (who owns the tent fly), Tom Patterson, Mike Maddox, Lou Degginger, Gary Boyd, Don Nichols, John Huff, Terry Smith, and Alan Luebbert.



BSA at Nedco Forge

By Edward Durrill

Bam Members Teach Boy Scout Metal Working Merit Badge At Nedco Forge.

On June 1 2013, Nedco forge instructed 10 members of the Shamrock Lone Scouts troop in the blacksmithing portions of the Metal Working Merit badge. The scouts forged several projects in iron and copper after receiving shop safety instruction from Ned Digh. Eagle Scouts Edward Durrill and Lou Degginger, instructed the iron working portion of the class while Esther Digh led in the non-ferrous metals requirements of the badge as well as providing an excellent lunch. Gary Boyd spent Thursday afternoon preparing the shop for the event and he and Mike Maddox gave one on one assistance to the scouts during the class. Following the course of instruction, Ned Digh gave demonstrations of treadle and power hammers.



BSA at Nedco Forge (a Boyd point of view)

By Gary Boyd

Well guys, I gotta admit I had a pretty good time helping out with the boy scout blacksmith merit badge class at Ned's today. We had 7 kids, about half of them were very small, and the other half were bigger than me (I know, that's still not too big). Anyway, they were a great bunch of motivated youngsters, and we all learned a few things. There's no better way to learn something than to try and explain it to someone else. Luckily for me, we were learning the most basic of operations. I did get some good action photos during the class, beginning with this shot of Ned teaching one of the bigger boys how to drink coffee while on the job. That's Ed Durrill (class instructor) in the skull cap doing some striker assisted forging with a scout.

I got a shot of Mike Maddox assisting a student near the back wall of the shop while Lou Degginger monitors a student retrieving stock from the gas forge.

About midway through the day, Ed decided to lip synch to the Lawrence Welk song playing on the Victrola in Ned's shop. It's not the clearest photo, but if you squint, you can almost see the microphone in his left hand. The last picture is of Esther trying to explain to Lou how to operate his new stainless steel, manually operated biphasic reciprocating nose hair trimmer. I'm not sure where he got this thing, but its a beautiful piece of equipment. I believe the handle is made of persimmon.

This was really a fun class, I'm glad to have been a part of it. Most (if not all) of the boys shook my hand after the class and thanked me. I don't think they quite realized that I don't know squat, but it was nice. Gare



A Report From Camp Hohn

I just returned from a week of Boy Scout camp with my son's Troop at Camp Hohn on The Lake of the Ozarks. I wanted to take the opportunity to emphasize the good work that Dennis Yates is doing there with the BAM training trailer.

Knowing that Dennis was there with the trailer, and as longtime smiths, myself and one other adult leader from our troop loaded up some equipment and set up shop adjacent to the work area that Dennis uses. We assisted as needed during his classes and then played around and demonstrated for those who wandered by.

Dennis runs a tight ship, with a constant focus on safety, but encourages the Scouts to be creative within the boundaries of the project they are working on.

The week we were there, Dennis had about a dozen students who worked through the metalworking merit badge. He shared with me that he had twice that many the week prior - with no help.

I would encourage anyone who can swing it (no pun intended) to lend some assistance to either this program at Camp Hohn, or the Ranger program (which has one day of blacksmithing) at S-F Scout Ranch.

In doing some rough math with Dennis, between the two programs, there have been upwards of 300 Scouts exposed to blacksmithing over the last 7 years.

That trailer and the collection of tools and equipment it contains are a great asset (but only if used). Many thanks to those who made it happen over the years, and to those who continue to support it.

Mike Glisson
Black Rabbit Forge
Festus, MO

Dear Editor,

I would just like to tell BAM members that the trailer you sponsored to teach beginners at Lake of the Ozarks Scout Reservation was an absolute success. I learned quite a bit about blacksmithing and had a fun time while doing it. The teacher was absolutely wonderful. Please keep it up so others can enjoy it as well. Thank you for all the support and work you guys put into teaching the blacksmithing trade.

I am a boy scout and was earning my metalworking merit badge.

Sincerely,

Justin Cobb,
Troop 394, Wardsville, Missouri.

Big Changes at Little Giant

Little Giant is changing ownership, effective immediately. In order to perpetuate the line of replacement parts, repair services and information, Little Giant will now be in the extremely capable hands of our machinist, Roger Rice. He will be assisted by our friend David Sloan, who has a great understanding of the mechanical operation of Little Giants. We will be assisting Roger and Dave during the initial transition, and Sid will continue teaching the annual Little Giant rebuilding class. The same telephone number (402-873-6603) and email address (lgiant@windstream.net) will move to the new location at Midwest Machine, 6414 King Road, Nebraska City, Nebraska 68410.

It has been a great 22 years, and we are profoundly grateful to have been a part of the blacksmithing community. We have often said we have the best customers in the world, and we do mean it. It has been an honor to not only help keep these venerable machines in operation, but to have made so many good friends in the process.

With sincere appreciation,

Sid Suedmeier and Keri Hincker

PS: It has come to our attention that people are concerned about Sid's health---he is fine! The only thing that prompted the decision to sell Little Giant was the desire to change priorities without affecting service, and to ensure the perpetuation of the Little Giant business.

Keri

Learn to Make Tongs

On Behalf of Ken Jansen

Ken Jansen's annual "Black Friday Hammer-In" for 2013 will be dedicated to making tongs. Ken and a host of experienced blacksmiths will be present to teach and guide those interested through tong making. You can bring your own stock or Ken will have sucker rod on hand for tong making. There will be three or more different tong making methods shown.

Numerous BAM members have expressed a need for tongs and the ability to make their own tongs. This is an opportunity to learn from experienced blacksmiths who will teach timely and efficient tong making methods. Tentatively we will have Bernie Tappel, Pat McCarty, Bob Ehrenberger, and Ken Jansen showing tong making methods and assisting people in making tongs.

Be sure to bring your camera to make photos of tongs and tong making jigs used by experienced blacksmiths. Lunch will be available so plan to spend the day and go home with one or more pairs of tongs.

Experienced tong makers: bring jigs you use for tong making and be prepared to mentor those wanting assistance.

MARK YOUR CALENDAR FOR NOVEMBER 29th AND PLAN TO ATTEND TO ATTEND KEN'S BLACK FRIDAY HAMMER-IN. BE PREPARED TO MAKE TONGS OR ASSIST SOMEONE IN MAKING TONGS.

50th Northwest Missouri Steam & Gas Engine Show August 15-18
Hamilton, MO. Phil Cox will have a forging area set up for blacksmith demonstrations.

He also promises home made ice cream for all BAM members that demonstrate. Come join in on the fun.

Doug Hendrickson Memorial Demonstration

As discussed at the BAM meeting at Ned Digh's, Lou is having 2 demonstrators, **Saturday, Oct 5** at his shop. Time will be from 9am to 4pm with a break for lunch. Lunch is available from a choice of nearby fast food places and restaurants.

Demonstrators are not known for sure at this time. Check the BAM website for more information as it becomes available.

This is being funded by the Hendrickson fund and there is no charge to attend.

Tailgaters are welcomed and there will be an Iron in the Hat to help replenish the Hendrickson Fund.





Summer 2013

The Artist's Blacksmith Association of North America

"The Bridge Anvil" is the Affiliate Newsletter from ABANA to better enhance and "Bridge" the continuing relationship between ABANA and its Affiliates. The goal is to better forge a future for the blacksmithing community through constant communication, discussion, and sharing of ideas.

I have recently talked with several of the older members of ABANA; and also one of our founding fathers, Dimitri Gerakaris.

Our last issue of the Anvil's Ring (summer 2013) has been a great improvement over past issues. However, that said, there is still room for improvement. The Ring and all the hullabaloo that goes with it; I mean the people who like it and the people who don't, remind me of a job I once had.

Several years ago, I had a job that encompassed the designing and making of a retirement plaque for a devoted employee with 30 years of service at a Credit Union. Although the final design chosen after many meetings, was a forged tree with hammered leaves and all 66 members of the workforce had to have their names engraved on those leaves, I learned one thing for sure. Don't ever take a job where you have to please more than two people at one time.

Now, what does that have to do with ABANA, and the precious Anvil's Ring we all look forward to receiving? First of all, you can't please all the people all the time. Secondly, each of us must remember we are all part of a whole. Unless each and every individual contributes something to ABANA; ie, an article, a finished project with quality photographs, maybe our time as a teacher, something, just get involved. Think of ABANA as an ant colony or a bee hive. Each member has his or her duty towards the success of the whole.

Don't leave everything up to your Board of Directors. For our part, we try to make the right decisions. Our new Anvil's Ring editor is doing a great job, and she is there mostly because of Amy Pieh's insistence on giving her a chance. The Board wants to see ABANA prosper, wants to see the Ring as a class act, wants to see new members and more communication between us, (the Board), and the affiliate chapters. But that's not possible unless each and every member gets involved.

I, personally, am sending in three new articles. Help me by doing your part.

Ray Nager
Affiliate Chair
ABANA Board of Directors.

RayNager@abana.org

867 Morning Star Dr.
Lakeland, Florida 33810
863-398-4995
863-213-4043 Fax

Buy, Sell, Trade

Individual Classified ads

For Sale: Johnson NO. 122 gas forge. Two burner. Like new. Has been in storage but has never been used. Set up for natural gas now but conversion parts are available from Johnson. MSRP is just over \$4000. Asking \$1100 OBO. Delivery may be possible. May consider trades. Doug Clemons email: cclemons@cdisinet.net or call my cell 660-631-1257

For Sale: Used Fire Brick. From disassembled pottery kiln.
70- low density bricks 4 1/2 x 2 1/2 x 9 " plus some broken ones.
60- Higher density bricks same size plus some broken ones.
6- 1 1/2 x 4 x 8 inch. all bricks \$1.00 each or best offer.
Rob Ahrens, (573) 221-7556 (Hannibal, MO area)
ahrensrca@gmail.com

Commercial / Resource ads

Services:

Beverly Shear Blades Sharpened. Remove blades from shear and ship to Clay Spencer, 73 Penniston Pvt. Drive, Somerville, AL 35670 \$41 includes return postage, additional cost for deep notches or blades previously sharpened at angle.

Little Giant-- We can do repairs on any or all components of your Little Giant front assembly. Contact Roger Rice, Midwest Machine, 6414 King Road, Nebraska City, Nebraska 68410. (402) 873-6603

Roller Blade Treadle Hammers (Clay Spencer design) for Sale or Workshops led to build hammers. Bob Alexander, e-mail to scruboak4@netzero.com, or call 636-586-5350.

Information / Education:

Tong Making Class--Weekend Course, 4 people per class - \$125 per person. Contact: Charles Comstock, Rt.1 Box 20, Deerfield, MO. 64741 (417) 927-3499, or (417)-321-2286 cell

Back issues of Jerry Hoffmann's **Blacksmith's Journal**, Call 1-800-944-6134 for more information.

Classes offered. The Ornamental Iron Shop
Contact the instructor to register and customize your class.
John D. Thompson – Metalsmith
3923 Hwy 25; Hodges, SC 29653 864-374-3933

Classes at Pieh Tool Company, Inc. - Camp Verde, AZ
The Bill Pieh Resource for Metalwork.
Call now for more information and to enroll:
(928) 554-0700 or (888) 743-4866. www.piehtoolco.com.

Mathias Penn is offering introductory & beginning blacksmith classes. 417-683-9000 Tytheblacksmith@yahoo.com

oldschoolcrafts Blacksmith School, Joe Davis 12625 Lawrence 1175, Mt Vernon, MO 65712 phone 417-461-0387 on the web www.oldschoolcrafts.org E-Mail oldschoolcrafts@hotmail.com

David Norrie blacksmithing school in Colorado
David Norrie 303-859-0770 <http://www.forgewithintention.com>
or <http://www.davidnorrie.com>

The Upper Midwest Blacksmiths Assoc (**UMBA**) **video library.** An index list can be viewed at www.umbaonline.org
They are VHS or DVD-R Cost is \$5 each with \$2 per order shipping There is no return date, you keep the video for this price. All videos are made at group demos, no commercial titles.

Blacksmithing E-books on CD

Now eight titles are available on CD, \$4/each, or all eight books, \$24 postpaid. More books are in production and will be available soon- order on-line at www.blacksmithingebooks.com, or check/MO to Brian Gilbert, 3404 Hartford Dr., Chattanooga, TN 37415.

Ray Clontz Tire Hammer Plans by Clay Spencer

Send check/money order for \$30 to Clay Spencer, 73 Penniston Pvt. Drive, Somerville, AL 35670-7013. Includes postage to US and Canadian addresses. Other countries e-mail clay@tirehammer.com for price. 256-558-3658. Tire Hammers for sale contact me for current price.

New England School of Metalwork

www.newenglandschoolofmetalwork.com 1-888-753-7502

Power Hammer page

I've taken some time to collect and post old info, catalogs and brochures on power hammers. The link of our NEB web page to this information is: http://www.newenglandblacksmiths.org/power_hammer_info.htm Ralph Sproul

Rochester Arc & Flame Center! Featuring Blacksmithing, Welding & Glass Blowing Over 30 classes available for all levels of interest, rocafc.com 585-349-7110

For Sale: Power Hammer instruction DVDs. \$125 per set. Clifton Ralph, 4041 W 47st, Gary, Indiana, 46408 (219)980-4437

Products:

Scrub Oak Forge: We still have the Ozark Pattern anvils, and hand hammers. For more info on the tools, contact Bob Alexander at 636-586-5350 or scruboak4@netzero.net

Heavy-Duty Fry Pan Blanks 9" diameter, tapered sides 12 or 13 gauge steel (approx. 2 pounds) no predrilled holes for the handle \$12.00 each..1-4, \$10.00 each..5-9, \$9.00 each...10+. shipping:\$5.00 plus\$1.00 each frypan Bob Tuftee 563-332-4800 6 Hollows Court LeClaire IA 52753

Buy, Sell, Trade, Continued ...

L Brand Forge Coke now packaged in 50 pound bags on pallets. Send your zip code for a quote on price including delivery. 1-678-360-3521 or LBrandForgeCoke@aol.com.

Chile Forge- Next generation **gas forges**
www.chileforge.com David Starr 520/360-2141

Kayne and Son Custom Hardware, 100 Daniel Ridge Road, Candler, NC 28715. (828) 667-8868 fax (828) 665-8303, e-mail: kaynehdwe@charter.net, web site: www.blacksmithsdepot.com. Offering a full line of blacksmithing equipment. We ship and accept Visa and Mastercard.

D.L. Schwartz Co. **Blacksmith and Farrier supplies.**
2188 S. US 27, Berne, IN. 46711, 1-800-955-3064

SOFA fire pots are once again available. For information contact Bob Cruishank, 1495 W. Possum Rd., Springfield, OH. 45506 Phone: (937) 323-1300 or www.creativeironforge.com or www.sofablacksmiths.com

Persimmon Forge **PEDAL HAMMER** sit down treadle hammers for sale. Contact Dave or Betty Edwards by e-mail at djedwards@cableone.net, or write us at 3008 Hacienda Ct., Emporia, Ks., 66801, or call us at (620) 794-5175. For more information, go to www.persimmonforge.com and click on both "Pedal Hammer" and "Video Demo of Pedal Hammer."

USA Dealer for **REFFLINGHAUS ANVILS**, 77 to 1250 lb. European 2 horn with or without upsetting block & side shelf. Over 100 sizes and styles available. Guaranteed face @ HRC59 Dick Nietfeld www.blksmith.com Phone (308) 384 1088

Wanted:

Blacksmith business cards. I would like to put together a collage of Blacksmith business cards. Bring them to a meeting or mail them to me with your dues.

Bruce Herzog
2212 Aileswick
St. Louis, MO 63129

Demonstrator List

Fred Weisenborn has started a list of members available for demonstrations, fairs, historic events, and festivals, etc.
417-589-2497 e-mail: jweisenb@llion.org

Around the Anvil BAM has it's very own E-Mail news group. If you would like to participate there is a sign up link on the bamsite.org or send an E-Mail to Bernie Tappel at bamweb@embarqmail.com and he will get you signed up.

Check out back issues of BAM newsletter on www.bamsite.org. It now has a search feature to help you find old articles.

Ad Policy: Blacksmith related ads are free to BAM members. Personal ads will run for two issues. Resource ads are ongoing at my discretion. Send to bameditor@centurytel.net, or call 573-633-2010

Shop Tip

Don Davies

This simple tool can measure both bar stock and sheet metal. Once the pieces are secured, you calibrate with various sizes of material that you want to measure.



Shop Tip

Rick Meyer

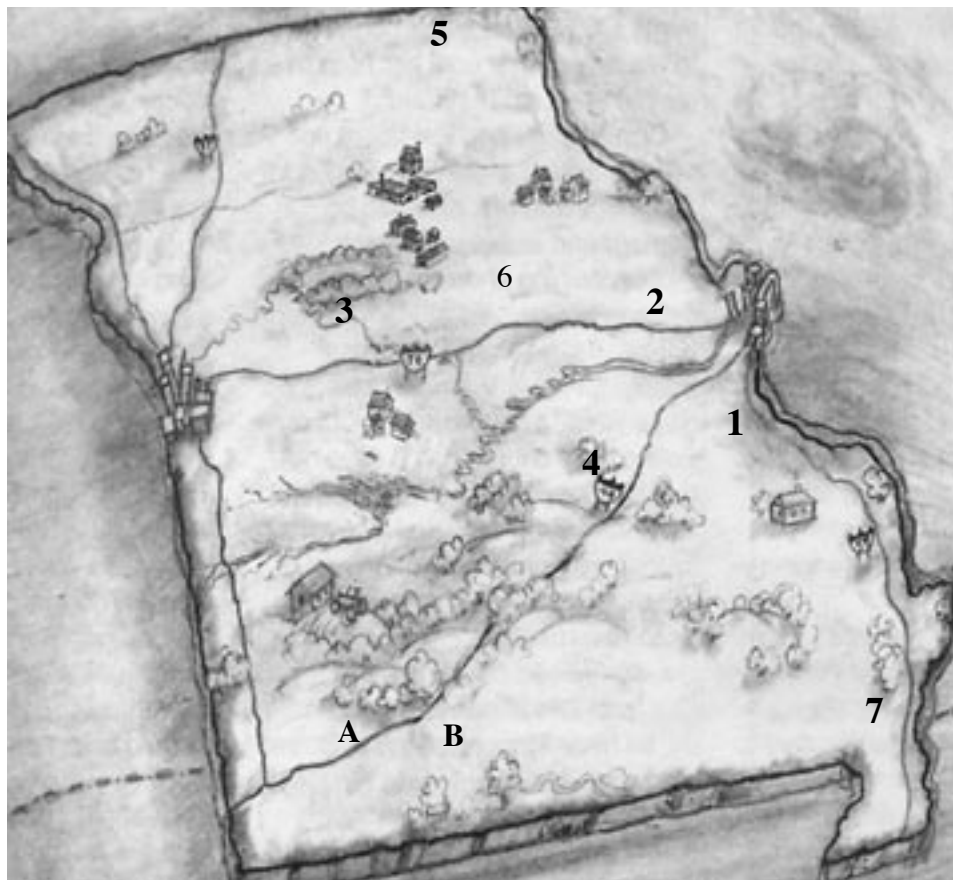
When you get a "C" clamp that is missing the little swivel foot. You can make a replacement by cutting of a short piece of round stock and drilling a hole in it a little bigger than the ball on the "C" clamp. The new foot is secured in place by splitting a washer and welding in place.



Need Coal ?

Check on Availability

Coal Captain: Bob Alexander



1. Bob Alexander (636) 586-6938
14009 Hardin Rd,
DeSoto, MO. 63020

2. Ken Jansen, (636) 366-4353
2257 Carter Rd.,
Moscow Mill, MO. 63362

3. Doug Clemons, (660) 595-2257
RR1 Box 124,
Malta Bend, MO. 65339

4. Jerry Rehagen, (573) 744-5454
390 Bozina Valley Trail,
Freeburg, MO. 65035

5. Joe Hurley (660) 379-2365 or 660-626-7824
Rt1 Box 50
Downing, MO. 63536

6 Paul Lankford, 573-473-7082
25849 Audrain Co. Road 820,
Mexico, MO 65265

7. Bob Maes, 573-866-3811
Rt. 1 Box 106 K
Millersville, MO. 63766

Note: Jeff Willard is no longer carrying coal.

Price \$14.00 per bag BAM members, \$19.00 per bag Non-members, \$12.00 per bag at Bob Alexander's
Coal keepers earn \$3.00 a bag. NOTE: PRICE CHANGE

A. Non BAM coal \$.40/lb check \$.35/lb cash bring your own containers. Tim Johnson Springfield, MO 417-886-8032
B. Good blacksmithing coal for sale \$13 a 50# bag with bulk delivery available. .
Matthias Penn Rt. 1 box 479-S Ava, MO. 417-683-9000 E-mail: tytheblacksmith@yahoo.com

Upcoming Events:

August 8-18 -2013 Missouri State Fair Sedalia, MO contact Kent Harbit (660)-647-2349 to volunteer

August 15-18 Hamilton Steam show, see Page 21

September 21 - BAM meeting Matthew Burnett, Cameron, MO. 816-575-2798 Trade item: a tomahawk or hatchet.

September 23 Newsletter submission deadline

October 1 - Application deadline for November Scholarship awards.

October 5th Doug Hendrickson Memorial demonstration, Lou Mueller's shop St Louis

October 12, 19 MTS beginners class Shelbyville, MO contact Bob Ehrenberger 573-633-2010

November 2nd - BAM meeting Don Birdsall, Rolla, MO. 573-364-7223 trade item [art object]

November 29 - Black Friday Hammer-in Moscow Mills contact Ken Jansen 636-295-5844

January 1 - Application deadline for February Scholarship awards.

January 2014, - BAM Meeting A & K Cooperage, Higbee, MO 660-456-7561 Food will be available

March 2014 - BAM meeting Chris Miller, Doniphan, MO 573-996-4931

April 1 - Application deadline for May Scholarship awards

May -**BAM Ozark Conference**, Sedalia, MO contact Mike McLaughlin cowpie42@hotmail.com

May/June 2014 BAM meeting Ned Digh, Ham's Prairie 573-642-9502

July 2014 - BAM meeting Denis Yates, Hohn Boy Scout Camp 573-480-7737

September 2014 - BAM meeting Bob Ehrenberger, Shelbyville, MO 573-633-2010

November 2014 - BAM meeting OPEN If you can host contact Bob Ehrenberger or Doug Clemons

Beginners Blacksmith Class MTS 1, MTS 2

October 12th and 19th I will be hosting the MTS 1 and MTS 2 classes in my shop near Shelbyville, MO. (North East Missouri)

I have three coal forges so the class will be limited to 6 students.

If you are interested in taking the class, or are willing to help contact me.

Bob Ehrenberger 573-633-2010 or email eforge@centurytel.net

New Members

If you have a new member near you, welcome him to the group and show him the ropes.

Bohannon, Sheila
511 North Ingram Road
Sikeston, MO 63801-5101
bohannonsheila@yahoo.com
573-471-1589

Gries, John
5604 Singles Lane
Bloomsdale, MO 63627
madjg57@gmail.com
314-910-8822

Thorne, Derek Sky
803 East 12th Street
Carollton, MO 64633
660-639-1343

Carpenter, Charles
7105 State Road B
Dittmer, MO 63023
charlie_carpenter@msn.com
314-604-9910

Guzy, Michael
1 Sherwood Drive
Washington, MO 63090
mjcuzy@charter.net
636-432-1126

Crall, Hadley
1180 Mount Horeb Road
Camdenton, MO 65020-9101
shotguntotheface23@yahoo.com
573-216-9428

Jappen, Eric
P.O. Box 447
Rhinebeck, NY 12572-0447
ericanvil@aol.com
845-876-0755

BAM

2212 Aileswick Dr.,
St. Louis, MO 63129

Please send changes to Bruce Herzog, 2212 Aileswick Dr., St. Louis, MO 63129 or e-mail to bjherzog@att.net

Next Meeting: September 21 Cameron, MO



Location:
Burnett Farm
Cameron, MO

Directions:
Check a Missouri map to
get in the ball park.

Stinson Rd intersects
Hwy D at the Shoal creek
Bridge

1 mile West on Stinson
Rd.

1/2 mile North on Win-
chester Rd.

Host: Matthew Burnett

Phone: 816-575-2798

Food: Yes

Trade item: Tomahawk or
hatchet

© 2005 MapQuest, Inc.; © 2006 Tele Atlas