

# RAM

January/February 2025



January/February 2025  
Volume 42 No 1

# Blacksmith Association of Missouri

Table of Contents	2
BAM/ABANA Application	3
Presidential Address	5
Meeting Minutes	6
Headache Hammer-In	8
Dennis Marshall Demo /Higbee Meeting	12
Trade Items	16
Bob Patrick Tips	19
ABANA News	20
Events of Great Interest	21
Iron in the Hat Higbee Meeting	22
Missouri Blacksmithing Schools	23
Upcoming Events	24
Coal Map	25
Tailgate	26
Backpage	28

**33rd Annual Ozark Conference**  
**From Ore to Anvil Endless Possibilities**  
**May 1st - May 4th, 2025**  
Missouri State Fairgrounds Sedalia, Mo.

**Demonstrators:**

**Thomas Latané Mark Green**  
**Richard Furrer**

If you have not received your flyer go to  
[www.bamsite.org](http://www.bamsite.org)  
Or contact Ashley Farnsworth  
573-201-3923  
[farnsworthforge@gmail.com](mailto:farnsworthforge@gmail.com)



### Editor

Mike McLaughlin

### Contributing Writers

Santo Giuffrida  
Chris Bopp  
Bob Patrick

### Contributing Photos

Mike McLaughlin  
Bruce Herzog  
Bob Stormer  
John Sherwood  
Michael Gorzel  
Karen McCarty-Wright

The Newsletter of the Blacksmiths Association of Missouri is published six times a year and is mailed to members of BAM. Editorial inquiries should be addressed to: Mike McLaughlin, 122 Milwaukee Ave., Lawson, Mo.64062 816-769-5788 bameditor2015@gmail.com

BAM membership inquiries should be addressed to: Jeremie Howell 11 West 10th Street Carrollton, Mo. 64633 660-542-4193 Membership.bam@gmail.com

Some material will be copyrighted and may not be reproduced without written consent by the author. BAM welcomes the use of any other material printed in this newsletter provided the author and this organization are given credit.



Scanning QR code will link you to the BAM online dues payment page.

## Membership Application

Name: \_\_\_\_\_

Address: \_\_\_\_\_

City: \_\_\_\_\_

State: \_\_\_\_\_

Zip: \_\_\_\_\_

Phone: ( ) \_\_\_\_\_

Email: \_\_\_\_\_

New Member

Renewal

ABANA member

Dues are \$30 per year.

Are you interested in taking a class?

How did you learn about BAM?  
\_\_\_\_\_  
\_\_\_\_\_

Memberships are for one year from receipt of dues. Dues are \$30, which includes a subscription to the bimonthly BAM newsletter. Please make checks payable to Blacksmith Association of Missouri. Or scan the QR code below to renew or join online.

### ABANA Membership Application

Primary ABANA Charter Affiliation: \_\_\_\_\_

Name: \_\_\_\_\_

Address: \_\_\_\_\_

City: \_\_\_\_\_ State: \_\_\_\_\_

Phone: ( ) \_\_\_\_\_ Zip: \_\_\_\_\_

E-Mail: \_\_\_\_\_

New Member

Renewing Member

*Includes a Subscriptions to the Anvil's Ring and The Hammers' Blow magazines.*

	1-Year	2-Year	3-Year
USA Print Membership	\$85	\$170	\$235
Digital Membership	\$75	\$150	\$205
Youth Digital Membership 25 & under	\$35	\$70	\$85
Canada/Mexico Print	\$100	\$200	\$280
International Print	\$110	\$220	\$310

Membership includes FREE placement in a searchable 'Find a Blacksmith' database to connect to opportunities. Check here to be included in the database



## Presidents Letter

Hello BAM Members, I hope 2025 is treating you well. We started out this year on January 1, 2025 with the Headache Hammer-In at Pat McCarty's. We made Asymmetrical Hearts and enjoyed each other's company. Thanks for hosting Pat. Check out the articles and photos in this Newsletter.

On February 8, 2025 we had our first meeting of the year at Dale and Carol Kirby's Distillery in Higbee, Mo. We had a large turnout at this location. Dennis Marshal was our Demonstrator. Be sure to check the related articles, minutes and photos contained within. Thanks again Dale, Carol, and Dennis for making it such a success.



This Newsletter may be the last one you receive before our annual Conference. You should have received your flyer by now. If not, it is on the website. Check out the flyer, there is a lot going on. If you wish to purchase dinner for Saturday evening's event at the conference, you need to pre-register. If you cannot pre-register, you are still welcome to the awards ceremony and auction that follow right after the dinner.

With all the normal meetings and activities, I wanted to let you know our Webmaster Jeff Collins has been working hard for us; you can now sign up/renew your membership on our website. Just go to the website and under "BAM Details", you will see "Pay BAM Dues Online". Just read instructions, fill out the required fields and pay with your credit card. We have tested and I successfully renewed my membership. You can still renew using the past methods (mail, in person, include with conference registration), but now you have another option.

Sadly, a scammer is once again emailing and spoofing the email to look like it is coming from me. They often try to trick you into giving them money or information so that they can extract money from you. They go to the BAM contact page and see that I am an officer and use my name, but it really is not my email address. So please check the actual address. Please note I or any of the Officers, will not ask you to pay for anything via an email. If you are unsure call me, email using the email off the BAM contact page.

Be sure to check our Upcoming events page as it has been updated with more meeting info. Look forward to next meeting in Doniphan, MO. Keep the rust of the anvil by using it.

Santo

## February 8, 2025 - BAM Meeting Minutes

The group met at the Skull Splitter Distillery in Higbee, MO. President Santo Giuffrida started the meeting by thanking Dale and Carole Kirby for hosting our BAM meeting and also thanked our demonstrator Dennis Marshal for a fine job demonstrating.

Jeremy Howell gave the membership report. Jeremy reported that in December we had 520 active members. Since then, fourteen have dropped and six new members joined. Another new member joined at today's meeting, for a current total of 512 current, active members.

Ashley Hart gave the treasurer's report for 2024 year end. BAM is in good financial shape overall and ended 2024 with a surplus for the year. We have expected upcoming expenses including conference and a coal purchase. Santo mentioned that he and Ashley have made good progress on preparing tax documents and non-profit reporting for Calendar year 2024.

Ashley Farnsworth reported on the conference earlier in the day, as he had to leave early. If you want a class contact Ashley soon as they're filling up quickly. All conference preparations are in order. Demonstrators: Mark Green will make bloom steel, Richard Furrer will be making knives and tomahawks, and Thomas Latane will be making hammers. See the conference flier or [bamsite.org](http://bamsite.org) for more details. Karen mentioned that she hopes to have a couple of new vendors this year. Santo and Mike McLaughlin have sent "digital" invites to the conference out to most of our ABANA affiliates.

Paul Talaski gave the conference gallery report. Paul asked everyone to start thinking about what you might want to display in the gallery at conference. Last year's gallery show was great and that all depends on people submitting items for showing in the gallery. Items you place in the gallery will be displayed, and they can be for display only, for sale, or donated to BAM for the auction. So start preparing your entry. Also, we need volunteers to attend to the gallery – the more people that volunteer, the shorter the shifts are for everyone.

Don Anders reported that BAM will hold our annual spring beginner's classes at Ray Scott's over the weekends of March 22 & 29. There will be two Beginner's classes - Friday and Saturday at conference. NC class will be Wednesday and Thursday of conference week. The NC class will cover NC levels 1 & 2, and so it also covers the "intermediate" level study. John Dilsaver and Matthias Penn will help with the NC class. Don expects that BAM will hold a blacksmithing class for the Boy Scouts at Beaumont this spring. If you are interested in helping out, let Don know. If you want to sign up for any of the MTS blacksmithing classes other than those held at the conference, you can contact Don directly (for conference related ones contact Ashley Farnsworth). Instructions for signup have been updated on [bamsite.org](http://bamsite.org).

Santo reported on [bamsite.org](http://bamsite.org) updates. The team has been working to enable e-commerce on our updated website (so users can pay for memberships, for example). Good progress is being made. There is a password protected part that is being used for this development, and if you see an error appear on the website that is likely due to some of the testing we are doing.

We are planning to order coal around the end of first quarter. We do not currently have a quote on that, so our price may change. The BAM member price covers the cost of the coal plus the coal station markup so the member price is always relatively reasonable.

---

Santo announced that annual election of officers will occur during the conference business meeting. Any qualifying member may run for any elected office. We will have vacancies for president and secretary, as they are stepping down at the end of the term. While we have potential candidates for the open officer positions (president and secretary), ***we are looking for a candidate*** for the nominations committee chair, as Steve McCarthy will be stepping down this year. The nominations chair is appointed by the president, so it does not need to suffer a vote to fill the office. If you are interested in *any* elected or appointed position, feel free to contact Santo or Steve McCarthy.

The membership approved the Old Retired Guys and Anyone that wants to take a vacation day Hammer-In and the Black Friday Hammer-In as BAM Sanctioned events.

Pat McCarty will not be hosting the Headache Hammer in on January 1, 2026 as he is moving to a new location that cannot accommodate the event.

Santo read the upcoming events calendar, (see the bamsite.org Events Calendar for details) and then the meeting was adjourned.

### 2025 BAM Conference Gallery Submissions

Just a quick reminder that the BAM Conference will be here before you know it and that we look forward to your creations for the Gallery. It is never too early to start your submission. If you have any questions or special display needs, email me at [ptalaski@gmail.com](mailto:ptalaski@gmail.com).

### **Editor Notes:**

Well it has been about 2 months and I have pretty much not done anything. I did get a lot of things rearranged in the shop. I have collected a lot of stuff and it just needs a spot that isn't always in my way.

I missed the Headache Hammer-In. My retirement gift was the flu.

Things are looking up. The temperature is starting to trend warmer and by the time you get this I will be in Louisiana at the LAMA conference. This will be my third year and it is a lot of fun.

Remember. If you are not having fun, you are doing it wrong.

Mike M.



## Headache Hammer-In Project -Asymmetrical Heart

Written by Santo Giuffrida Photos: Bruce Herzog, John Sherwood, Karen McCarty-Wright, Robert Miller

Pat McCarty held his annual Headache Hammer In and as usual, a great time was had. He typical has a heart related project for us to work with Valentine's Day on the horizon. This year was no exception. The Asymmetrical Heart demonstrated, has a twist on one side and a flat bar shape on the other side. See pictures. This is an outline of the steps for those that want to give it a try.

First you start with 12 inches of 3/8 inch round stock.

Next heat and make a blunt point on each end. Recommend putting an inch off the anvil and tapering from that point to the end. Make that tapered area rounded and blended with 3/8-inch main body. When you are done measure the length from end to end. Our example was about 15 inches.

Next measure off a smaller side, in our 15-inch example we used 6 inches, but you can proportionately adjust depending on the overall length. Then mark the 6 inches. Heat and bend with turning fork or the anvil horn just behind the mark. Bend into a loop and hammer it down like you were going to perform a faggot weld, but there is no welding involved. Hammer that bend to a blunt point as this will be bottom of the heart.





Next heat and open it up and square off the short side so that you can place a twist on the short side. After giving it a twist of two or three turns stop on this side.



Take the long side, heat and flatten middle section so that it is about 1/4 inch by 1/2 inch in the middle.


Next go back to the short side with the twist, heat up towards the pointed end of side and bend with turning fork or anvil horn, so that point curves to the inside and lines up above the bend. This will make one side of the heart.



Then go the flat long side, also heat up toward the pointed side and bend with fork or anvil horn toward the inside to make the other side of the heart. Because the long side is longer it will not meet like typical heart in the middle. Once you have the shape of half a heart, you will need to bend or hammer the long side to meet the short side. The result is an asymmetrical heart. Clean, seal or even build a stand for your heart.







Blacksmiths Association of Missouri



Ana Ansel



Ana Ansel - Kim Stahl (L to R)



Kim Stahl



## Dennis Marshall Demo Feb. 8th, 2025

Written by Mike M. Photos: Michael Gorzel, John Sherwood, Bob Stormer, Mike M.

### Hand Set Tool.

This one will be made from 4140. He usually uses coil springs.  $\frac{3}{4}$ " round x 8" long. Upset one end. Keep it straight. Upset to about 1" diameter. Forge the end into a rectangle. Leave one side rounded a bit. Keep the end flat. Grind radiuses on the edges. Putting a different radius on each side gives the tool a little more versatility. Taper the struck end. He heated the end and quenched this in water for 10 seconds then let the colors run back up to a bronze. This was a tip he got from Bud Harvey at an NC class. This tool will be used in make the bending wrench.



**Bending/Scroll wrench.** Should take about 12" of 1" x  $\frac{3}{8}$ " flat bar. Dennis used a 24" bar to eliminate the need for tongs. Mark Aspery has information on making this style of wrench.

Lay about 1.5" on the near side of the anvil. Using half face blows draw out the end. You want it to be half the width ( $\frac{1}{2}$ ") and keep the  $\frac{3}{8}$ " thickness. This should end up being about 3" long. Lay out 1.25" on the far side of the anvil. Use half faced blows to set it down. Go to  $\frac{1}{2}$ " width and keep the thickness  $\frac{3}{8}$ ". Taper out to the end of your handle.



Dennis made jaws for his vise. The back plate helps keep everything in line. He started forging the leg out with a set hammer. It wants to be tapered on the backside and flat on the front. He then used the Hand set tool to help draw the leg out. Did a little finish work with a small cross peen. Make sure to go back to the anvil to keep the thickness in check. Watch for cold shuts as you are pulling this leg out. Use a file to cleanup the surfaces.



He then used the Hand set tool to help draw the leg out. Did a little finish work with a small cross peen. Make sure to go back to the anvil to keep the thickness in check. Watch for cold shuts as you are pulling this leg out. Use a file to cleanup the surfaces.




Next is making the leg on the end. He purposely drew this out long so it could be cut to length after creating the first leg. The opening will be  $\frac{3}{4}$ ". You add  $\frac{3}{4}$ " +  $\frac{1}{2}$ " for the material width +  $\frac{1}{2}$ " for the corner. It equals 1- $\frac{3}{4}$ ". Cut the leg off. Put a short taper on the end. Start the bend on the horn of the anvil. Then finish with a piece of  $\frac{3}{4}$ " material. File surfaces smooth. Cut this off from the parent bar and finish the handle. Done.



### Coat rack/Pot rack/Utensil rack

This was made from 1" x  $\frac{1}{16}$ " x 30" long flat bar. He predrilled it for the hooks and mounting holes. The mounting holes are countersunk on the front side and the rivet holes are countersunk on the back side. He usually has about 4.5" between the holes. Curls on the ends. Set off  $\frac{1}{2}$ " to  $\frac{3}{4}$ " on the nearside and draw out a taper. Dennis likes to curve the end around, then put the small curly-Q on the end. Do the other side the same. Texture the material. Dennis used a ball peen on the face surface.



Continued next page.

Dennis had already made hooks for this project. 1/4" material bent with this fixture. Using 1/4" rivets, rivet the hooks on with the material flat. These are done cold. He has a neat little rivet setting/monkey tool/bucking block tool.




He measured in 1" from the center of the mounting hole and marked it. Clamp it in the vise at your mark. Use a torch to bend it. Make sure you are bending it in the right direction. Bend it about 45 degrees. This is a good spot to use your freshly made bending wrench. Do the other end the same. Dennis bends the curve in the front of it cold. Thicker material would probably have to be hot. Use a bending fork and your bending wrench to create the curve. Straighten and apply finish.



Another masterpiece quilt by Patti Tappel for Karen Bouckaert





Trade Items February 8th, 2025

Hand tool

Photos: Mike M.



John Sherwood to Jon McCarty



Dale Cannon to Jeremie Howell



Orion Moran to Santo Giuffrida



Scott Birdno to Bernie Tappel



Kim Stahl to Orion Moran



Paul Talaski to John Murray



Steve McCarthy to Mark Sampsel



Jonathon Roberts to Steve McCarthy



John Barnes to Jonathon Roberts





Troy Albrecht to Willy Bagley



Kurt Knickmeyer to Steven Allen



Dan Wedemeyer to Paul Talaski



Bernie Tappel to Scott Birdno



Jeremie Howell to Riley Fagala



Shaina Smith to Leland Hawk



Willy Bagley to Pat McCarty



Dennis Marshall to Kurt Knickmeyer



Pat McCarty to Bill George



Leland Hawk to John Schonfeldt

Blacksmiths Association of Missouri



John Murray to Shaina Smith



Steven Allen to Don Anders



John Schonfeldt to John Sherwood



John McCarty to Kim Stahl




Santo Giuffrida to Dan Wedemeyer



Riley Fagala to Dale Cannon



Don Anders to Dennis Marshall



Bill George to John Barnes



Mark Sampsel to Troy Albrecht

---

## Tooling tips with Bob Patrick

### Drilling Jig for the drill press.

Most of you are familiar with using a steel channel to drill on instead of using a wooden block or clamping in a vise. Francis Whitaker introduced this to blacksmiths some time ago. When you drill on a block of wood the shavings collect on the surface and as holes drill into the wood it becomes harder to do accurate drilling. Francis introduced using a steel channel to drill over, which works well, allows a lot of holes before too many drill turnings accumulate. The problem I found was drilling small holes. I made this jig a long time ago and it consisted of a 1/4" plate with two 1/4"x 1" pieces about 3" long welded to the plate in a V. This is handy as small holes can be drilled easily I have 2 lugs welded to the bottom that go through the slots in my drill press table that secure it and accurately locate it. By rotating and moving the table I center the drill in the width of the V I want to drill in, tighten the drill press table and I then drill as many holes as I need. When drill shavings accumulate I simply lift it and dump the shavings, and the jig is easily returned to the same position by putting it in the slots. I made this quite some time ago and have never had to make another.



### Bending forks for sharp bends.

These are made of either grader blade or spring steel. One is for clamping in a vise, the other is a regular bending fork. Standard bending forks give rather a wide bend that you can sharpen over the edge of the anvil with some time and work. By grinding a 45 degree angle on the forks on one side I can bend very sharp bends that don't normally need to be refined. I can use the other side of the forks for standard wider bends. This has been really useful to me. I'm sure this has been done by other people, but I don't get out much and I figured this out for a particular job years ago. There is a lot of information on making bending forks, so I won't go into that. I simply took forks I had and ground the angles. And they still work fine to use the other side. If you just use welded up forks I recommend making ones out of spring or grader blade or other tough metal. After I made the first ones out of tough steel I never went back to welded forks..



# News from ABANA

*Artist-Blacksmith's Association of North America*

The Artist-Blacksmith's Association of North America is a 501(c)3 non-profit organization dedicated to preserving, promoting, and sharing technical skills and design excellence in the blacksmith community. We offer education workshops, technical and art publications, grants, awards, conferences, and exhibitions honoring the metal arts.



**August 7-10, 2025**

**Austin, Manitoba**



## Visit ABANA at CanIRON

National Curriculum Instructors Frank Annighofer and Ryan Belanger will be demonstrating in the National Curriculum Tent at CanIRON.

CanIRON is Canada's biennial conference held on odd-numbered years. Get details on this and other blacksmithing events on the ABANA Events page: <https://abana.org/affiliate-events/>



**TONG TUESDAY**

Enter for a chance to win a pair of tongs at [abana.org/tongtuesday](https://abana.org/tongtuesday) by midnight (ET), April 6, 2025!

Winner announced Tuesday, April 8, 2025

## Got Something to Sell?

Place an online classified ad to advertise your items on our website and social media accounts.



Submit up to 250 words and 3 pictures: <https://bit.ly/abana-classifieds>



**New Giveaway**

We're giving away a copy of *Into the New Iron Age: Modern British Blacksmiths*. Get your entry in by February 28, 2025, for a chance to win!

We'll have another book giveaway later in the year, so stay tuned!

**SCAN ME**



---

## Other Events of Great Interest

**Alabama Forge Council**  
*Proudly presents our*  
**36th Annual Batson Bladesmithing Symposium**

April 3-6, 2025

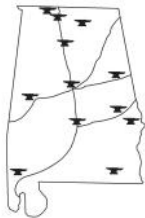
Tannehill State Park, McCalla, Alabama

Beginner Classes

Knife Show Auction

Thursday Night Dinner Open to All

Tailgate Sales. Knife Supply Vendors



**Featured Demonstrators**

**Veronique Laurent of Belgium**

**Jean Louis Regel of France**

Watch for More Info In Bituminous Bits or at [www.alaforge.org](http://www.alaforge.org)

Slipjoint Folders with Keith Johnson

Forged Axes with Terry Sheridan

Rendezvous Knives with Robert Rossdeutscher

Handles and Guard with Bill Wiggins

Subject To Be Announced with Butch Sheely

Green Coal with Neil Faulkenberry

Demonstrator Emeritus Joe Keeslar

**Jim and Glynn continue to outdo themselves bringing in demonstrators!**

**This is going to be another great Batson Blade! Mark your calendars and**

**plan now to attend. Put off all the weddings, graduations, and other**

**schedule conflicts, and be there!**

## Blacksmiths Association of Missouri

February 8, 2025 BAM Meeting Iron-In-The-Hat

<b>Donated By</b>	<b>Won by</b>	<b>Item</b>
Leland Hawk	Dan Wedemeyer	Empty Tool Cases
Dan Wedemeyer	Paul Talaski	Sq. Bar, Rd. Bar, Mower Blades
Karen Bouckaert	Dave Stephenson	BAM Earrings
Mike McLaughlin	Mike Gentsch	(2) Welding Hammers
Mike Gentsch	Dale Kirby	Fire Starters (corn cobs)
John Schonfeldt	Dan Wedemeyer	T1 Steel
Dale Kirby	Paul Talaski	Hand Made Whisky Barrel (Filled)
John Schonfeldt	Mark Sampsel	Springs
John Schonfeldt	Mark Lawson	Steel 4140 Disk
Dennis Marshall	Dan Wedemeyer	Demo Piece (hook rack)
BAM Boutique	Mark Lawson	BAM Nightlight
Pat McCarty	Bill George	Books & Catalogs
Adam Ratley	Martin Milner	Vintage Auger
Bill George	Mike Gentsch	Honey & Beeswax
Dennis Marshall	Willy Bagley	Hammer
BAM Boutique	Jim Harvey	Blacksmith T-Shirt
Bernie Tappel	Mark Lawson	(1) Tappel Tongs
David Rosemann	John Sherwood	Bat House
Dennis Marshall	Jeremy Howell	Hammer
Bill George	Martin Milner	Leaf Spring
Chris Bopp	Ana Ansel	(2) pcs 5160 steel ¼"X1-1/4"X12"
Hollis Harbit	Scott Birdno	Hammer Handles
Paul Talaski	Willy Bagley	Tools and Tool Bucket
Dennis Marshall	Dan Wedemeyer	Hammers
Steven Allen	Don Anders	Spring
Willy Bagley	Leland Hawk	Trouble Lite
Don Anders	Ana Ansel	(3) Shoeing Rasps
Willy Bagley	Julie Plaster	Pitching Horse Shoes
Pat McCarty	Mark Sampsel	Book
Willy Bagley	Bill George	Pitching Horse Shoes
John Huff	Ana Ansel	Maul & Sledgehammer
Karen Bouckaert	Steve McCarthy	Rebar, Box, Misc. Farm Metal
Ashley Farnsworth	Jim Harvey	Horse Shoes
Mike McLaughlin	Mark Lawson	(2) Gloves
Karen Bouckaert	Mark Lawson	Two-man Saw
Eileen Sherwood	Doug Clemons	Hot Sauce
John Sherwood	David Rosemann	Bucket of Steel



## Missouri Based Schools

**Craft Alliance of St. Louis.** Instructor: Kim Stahl of Kim Stahl Designs

I offer two 6-week courses (one that meets on Mondays and one that meets on Wednesdays) Introduction to Blacksmithing as well as offer Tuesday night Workshop courses that alternate between the always offered and popular Making a Cheese Knife workshop and a seasonal workshop, which is currently Make a fire poker but soon will change over to Make a Garden Tool workshop. Class info and sign-up website. <https://www.craftalliance.org/blacksmithing/>

**Beginner & Intermediate classes** are being held at Mueller Industries (via Craft Central), 12951 Maurer Industrial Drive, St. Louis, MO 63127

To see class listings or to register for classes, visit our website, [craftstl.com](http://craftstl.com)

For more information call 314-842-0796 or email; [Brendan@muellerstl.com](mailto:Brendan@muellerstl.com)

**Matthias Penn** is offering introductory & beginning blacksmith classes. 417-543-2148

[Tytheblacksmith@yahoo.com](mailto:Tytheblacksmith@yahoo.com) Ava Mo.

**Tong Making Class-Weekend Course**, 4 people per class - \$125 per person. Contact: Charles Comstock, Rt.1 Box 20, Deerfield, MO. 64741 (417) 927-3499, or (417)-321-2286 cell

**Oldschoolcrafts** Blacksmith School, Joe Davis 12625 Lawrence 1175, Mt Vernon, MO 65712 phone 417-461-0387 on the web [www.oldschoolcrafts.org](http://www.oldschoolcrafts.org) E-Mail [oldschoolcrafts@hotmail.com](mailto:oldschoolcrafts@hotmail.com)

**Classes Offered, The Farrier's Wife Blacksmith Shop.** 17332 EE Hwy. Ste. Genevieve, Mo. 63670

Lisa Thompson 573-984-9013 See on Facebook.

Email: [thefarrierswifeblacksmithshop@gmail.com](mailto:thefarrierswifeblacksmithshop@gmail.com)

**Missouri School of Blacksmithing.** Class prices, descriptions, prerequisites, and skill levels are in the catalog. Give us a call for more information, or to receive a catalog.

Matthew Burnett 3100 NW Winchester Road Cameron, Mo. 64429 816-575-2798 [mo-schools.com](http://mo-schools.com)



## Upcoming EVENTS

March 22nd.(day 1) and 29th,(day 2) 2025 MTS beginning blacksmith 2 day class. Ray Scott 20588 State Rte. V, Eminence Mo. 65466 Info. Don Anders at donald.anders636@gmail.com or Ray Scott at 417-255-5266

April 5th, 2025- Meeting- Tom Kennon Blacksmith Shop. 200-298 Franklin St, Doniphan, Mo.63935. Lunch available. Trade Item: Wall Sconce for holding a Candle or Torch.

April 30th - May 1st, 2025 National Curriculum Class at Swine Pavilion Mo. State Fairgrounds. 2503 W. 16th. St. Sedalia, Mo. 65301 Details to follow.

May 1st - 4th, 2025 33rd Annual BAM Ozark Conference 2503 W. 16th. St. Sedalia, Mo. 65301 Details to follow.

June 28th, 2025- Meeting- Table Rock Lake State Park 5272 Historic Hwy 165, Branson, Mo. 65672. Bring Lunch. Trade Item: Pair of Hinges.

July 31st., 2025 Old Retired Guys and anyone that wants to take a vacation day Hammer-In. Hosted by Bernie and Patti Tappel 204 Hidden Valley Rd., Jefferson City Mo. 65101 Bring a project to work on or something to demonstrate. Bring chairs. Lunch Available.

August 6th.-17th. BAM at the State Fair.

August 23rd, 2025- Meeting - Willy and Tami Bagley. 9940 Rd. 2302, Chillicothe, Mo. 64601 Bring Chairs, Lunch Available. Trade Item: Tomahawk.

October 1st. 2025 - Meeting - Broadview Valley 3835 Becker Joerling Rd, Augusta, Mo. 63332 Hosted by Aaron Gross. Bring Chairs. Lunch Available Trade Item TBD.

November 28th, 2025 Ken Jansen's Black Friday Hammer-In.

December 6th, 2025 - Meeting - Mueller Industries 12951 Maurer Industrial Dr., St. Louis, Mo. 63127. Bring Chairs and Lunch. Fast food nearby. Trade Item TBD

**Meetings** start at about 8:30am. and go to about 2pm. Demo until noon. Lunch, then business meeting. Iron in the hat and Trade Item exchange.

**Hammer-In** events require participants to be 14 years of age and minors need to have a legal guardian present during the event.

Photos taken at the BAM events could be used in our Newsletter and/or website. Posing in a group photo will constitute as permission. If you do not wish any individual pictures of yourself to be included, please contact the Newsletter Editor and/or Webmaster.



# Coal Stations

## Coal Captain: Mike Lanham

### Price per bag:

BAM Members \$20.00

Non Members \$25.00

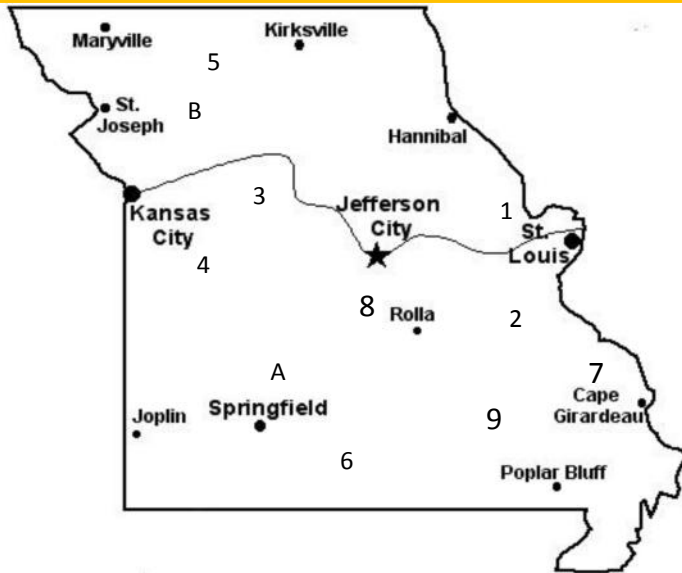
Member's pickup at Mike Lanham's- \$18.00

Non-Members pickup at Mike Lanham's \$23.00

Coal keepers earn \$5.00 per bag

Bags are approximately 50lbs. each

Please call for current pricing. We are getting a new supply 1st quarter of 2025.



A few notes on our coal:

1)Not all coal is created equal. The coal we buy is from the West Virginia to Pennsylvania vein and is a high metallurgy grade unlike coal from other areas.

2)Raw coal from the bagging company is stored outside which allows it to get rained on, (rain is water which weighs 8.4 pounds to the gallon). If the coal is bagged wet and then dries out the weight will change.

3) The coal fines which when mixed with water to form a paste burns along with the chunks of coal but during shipping and handling may sift out of the bags causing a weight loss.

So, the bottom line to all of this is we are selling coal in approximately 50 pound bags.

## Non BAM Coal

A. Tim Johnson @ Advanced Welding, Springfield, MO. 417-886-8032 - Pocahontas Coal \$.40/lb. cash, \$.50/lb. check/debit. Bring your own containers

B. Coal for sale \$18 per approximate 50 lb. bag. Missouri School of Blacksmithing  
Matthew Burnett 816-575-2798, 3100 NW Winchester Rd., Cameron, MO. 64649

## BAM COAL

1. Mike Lanham (636) 614-5095  
2230 St. Paul Rd.

St. Paul MO 63366

After 5:00 pm M-F call for week-ends and before you come. You can text also.

2. Bob Alexander (314) 708-0469  
14009 Hardin Rd.  
DeSoto, MO 63020

3. Doug Clemons (660) 631-1257  
29377 Durango Ave.  
Malta Bend, MO 65339

4. Bryan Lillibridge (816) 516-9331  
1545 NW 300  
Urich, MO 64788

5. Bill George (660) 247-0426  
19133 LIV 355  
Chillicothe, MO 64601

6. Matthias Penn, (417) 543-2148  
Rt 1 Box 479, Ava, Mo. 65608  
tytheblacksmith@yahoo.com

7. Travis Dailey  
28933 BCR 352  
Marble Hill, Mo. 63764  
573-225-1614  
travisgd@gmail.com

8. Troy Albrecht  
2025 Hwy 52 Tuscumbia, Mo. 65082  
573-480-5682 troy.dtv@gmail.com

9. Anthony Martin  
9648 CR 451 Winona, Mo. 65588  
gigmaker86@hotmail.com  
417-247-0940

# BAM Tailgate

## Buy, Sell, Trade

### Individual Classified ads:

#### For Sale: 100 lb. Little Giant Mechanical

**Hammer.** New Bearings, Clutch Bearing poured and bored, New Arms, T-bolts, Knuckles. New flat dies. 5hp. Single phase motor. \$9,250 contact Monte Smith. 580-497-6015 in Oklahoma.

### Commercial / Resource ads:

**Roller Blade Treadle Hammers** (Clay Spencer design) for Sale or Workshops led to build hammers. Bob Alexander, e-mail to [scruboak4@netzero.com](mailto:scruboak4@netzero.com), or call 314-708-0469.

**Tire Hammer Plans** by Clay Spencer  
Send Paypal for \$30 to [clay@tirehammer.com](mailto:clay@tirehammer.com) Or check/money order to 73 Penniston Pvt. Dr. Somerville AL 35670. I can mail a copy or email PDFs.

**Beverly Shear Blades Sharpened.** Remove blades and mail to Scott Kretschmer  
196 Mule Deer Drive, Loveland, CO 80537. Include check for \$50 + \$10 shipping.  
Deep scratches and wrong sharpening may cost extra.  
[scott@kretschmershops.com](mailto:scott@kretschmershops.com), 970-567-2609

### Information / Education:

**Blacksmith's Journal**, New Improved and Revised!  
All issues are organized by projects. Available in Digital Form or Hard Copies. Blacksmith Shop-Equipment-Tools-Techniques-Exterior Ironwork-Hand Tools-Hardware for the Fireplace-Hardware Vol. 1&2-Interior Ironwork-Lighting-Ornament-Railings  
[www.blacksmithsjournal.com](http://www.blacksmithsjournal.com)

**Classes offered**, The Ornamental Iron Shop  
Contact the instructor to register and customize your class. John D. Thompson – Metalsmith  
3923 Hwy 25; Hodges, SC 29653 864-374-3933

**Classes** at Pieh Tool Company, Inc. - Camp Verde, AZ Call for more information and to enroll:  
(928) 554-0700 or (888) 743-4866.  
[www.piehtoolco.com](http://www.piehtoolco.com).

**David Norrie blacksmithing school** in Colorado  
David Norrie 970-215-4666 [www.davidnorrie.com](http://www.davidnorrie.com)  
[www.forgewithintention.com](http://www.forgewithintention.com)

**Power Hammer page** I've taken some time to collect and post old info, catalogs and brochures on power hammers. : <http://www.newenglandblacksmiths.org>

**Rochester Arc & Flame Center!** Featuring Blacksmithing, Welding & Glass Blowing, over 30 classes available for all levels of interest, [www.rocafc.com](http://www.rocafc.com)  
585-349-7110

**John C. Campbell Folk School**, The Folk School offers a wide variety of weeklong and weekend classes for those looking to strengthen their skills or try their hand at something new. Some online classes available. Info at [www.folkschool.org](http://www.folkschool.org)

### Products:

#### Blacksmith Supply

Wide variety of Blacksmithing tools, equipment and supplies. Tom Tongs, Smithin Magician, Anvils, Forges, Fly Presses, Hammers, Punches, and more.  
Website: [www.blacksmithsupply.com](http://www.blacksmithsupply.com)  
Phone: 1-804-530-0290  
PO. Box3766 Chester, VA 23831

#### Little Giant

#### Genuine Little Giant parts for your Little Giant Power Hammer.

Owners: Doug Klaus And David Sloan  
Website: [littlegianthammer.com](http://littlegianthammer.com)  
Phone: 402-873-6603  
Email: [contact@littlegianthammer.com](mailto:contact@littlegianthammer.com)  
US mail: 48182 SW 32nd Rd. Odell, NE 68415

#### Iron Dungeon Forge

Knife making supplies, Abrasives, Grinders. Forges, Heat Treat Ovens, Forge supplies, Huge selection of wood handle material. [www.irondungeonforge.com](http://www.irondungeonforge.com)

### Flat Die Power Hammer Tools Book

90 pages 300 Tools used on power hammers with flat dies by Clay Spencer.  
Order from Alabama Forge Council,  
Judd Clem, 111 Yorkshire Drive,  
Athens, AL 35613, [clem.judd@att.net](mailto:clem.judd@att.net) Master Card,  
Visa or check, \$30, mailed, \$40 overseas.

**Forge-Aprons** offers many different styles of leather blacksmith aprons; the Original bib, the Short bib, the Full-Cut bib which offers greater chest coverage, the Lap apron, three sizes of Kid's aprons, a Budget apron, a Women's cut, and Aussie Forge aprons.

[www.Forge-Aprons.com](http://www.Forge-Aprons.com)

**Heavy-Duty Fry Pan Blanks** 9" diameter, tapered sides 12 or 13 gauge steel (approx.2 pounds) no predrilled holes for the handle \$14.00 each..1-4, \$12.00 each.5-9, \$10.00 each...10+. Shipping: \$5.00 plus\$1.00 each frypan Bob Tuftee 563-349-3369 21718 277th Ave LeClaire, IA 52753

**Blacksmiths Depot**, 100 Daniel Ridge Road, Candler, NC 28715. (828) 667-8868 web site: [www.blacksmithsdepot.com](http://www.blacksmithsdepot.com).

Offering a full line of blacksmithing equipment. We ship and accept Visa and Mastercard.

**L Brand is the Official Coke of the WCB and Kentucky Horseshoe School.** Now packaged in 50lb. bags on pallets

Website: [www.BlackSmithCoke.com](http://www.BlackSmithCoke.com)

Mobile: 678-360-3521

email: [lbrandforgecoke@gmail.com](mailto:lbrandforgecoke@gmail.com)

**Chile Forge-** Next generation gas forges  
[www.chileforge.com](http://www.chileforge.com) David Starr 520-312-0000

**USA Dealer** for REFFLINGHAUS ANVILS, 77 to 1250 lb. European 2 horn with or without upsetting block & side shelf. Over 100 sizes and styles available. Guaranteed face @ HRC59  
Dick Nietfeld [www.blksmith.com](http://www.blksmith.com) Phone (308) 384 1088

### Holland Anvil

Anvils, Swage Blocks, and more.  
[www.hollandanvil.com](http://www.hollandanvil.com)

### Atlas Knife & Tool

Anvils, Forges, Supplies. <http://www.atlasknife.com>

### Wanted:

**Blacksmith business cards.** I would like to put together a collage of Blacksmith business cards. Bring them to a meeting or mail them to me. Bruce Herzog 2212 Aileswick St. Louis, MO 63129

**Around the Anvil BAM** has its very own E-Mail news group. If you would like to participate there is a sign up link on the [bamsite.org](http://bamsite.org) website. Click and join.

Ad Policy: Blacksmith related ads are free to BAM members. Personal ads will run for two issues. Resource ads are ongoing at my discretion. Send to [BAMeditor2015@gmail.com](mailto:BAMeditor2015@gmail.com), or call 816-769-5788



**BLACKSMITH ASSOCIATION OF MISSOURI**  
1774 ROTH HILL DR.  
MARYLAND HEIGHTS MO. 63043-2940

Please send changes to Jeremie Howell 11 West 10th. Street Carrollton, Mo. 64633

**Next Meeting: April 5th. 2025 Tom Kennon Blacksmith Shop**  
**200-298 Franklin St. Doniphan, Mo. 63935**  
**Lunch Available. Trade Item: Wall Sconce**

