

RAM

November/December 2025



November/December 2025
Volume 42 No 6

Blacksmith Association of Missouri

Table of Contents	2
BAM/ABANA Application	3
Presidential Address	5
Meeting Minutes	6
Iron in the Hat	7
December Meeting Demonstration	8
Trade Items	12
Black Friday Hammer-In	14
Tools and Tips	17
Don Nichols Mule	18
2026 BAM Conference info	20
ABANA News	21
Missouri Blacksmithing Schools	23
Other events of great interest	23
Upcoming Events	24
Coal Map	25
Tailgate	26
Backpage	28



Donald "Don" Nichols
December 5th. 1944 - November 12th. 2025
Man of many hats, Mentor, Teacher, Heckler.
Man of Faith.
Always had a joke or advice on how to do something. "I wouldn't do it that way"
You will be missed.

Editor

Mike McLaughlin

Contributing Writers

Paul Talaski

Willy Bagley

Contributing Photos

Bruce Herzog

Mike McLaughlin

Bob Stormer

John Sherwood

Michael Gorzel

The Newsletter of the
Blacksmiths Association of Missouri
is published six times a year and is
mailed to members of BAM. Editori-
al inquiries should be addressed to:
Mike McLaughlin, 122 Milwaukee
Ave., Lawson, Mo. 64062
816-769-5788
bameditor2015@gmail.com

BAM membership inquiries should
be addressed to:
Jeremie Howell
11 West 10th Street
Carrollton, Mo. 64633
660-542-4193
Membership.bam@gmail.com

Some material will be copyrighted and
may not be reproduced without written
consent by the author. BAM welcomes
the use of any other material printed in
this newsletter provided the author and
this organization are given credit.

New QR code



Scanning QR code will link you to the
BAM online dues payment page.

Membership Application

Name: _____

Address: _____

City: _____

State: _____ Zip: _____

Phone: () _____

Email: _____

☐ New Member ☐ Renewal ☐ ABANA member

Dues are \$30 per year.

Are you interested in taking a class? ☐

How did you learn about BAM?

Memberships are for one year from receipt of dues. Dues are \$30, which in-
cludes a subscription to the bimonthly BAM newsletter. Please make checks
payable to Blacksmith Association of Missouri. Or scan the QR code below to
renew or join online.

ABANA Membership Application

Primary ABANA Charter Affiliation: _____

Name: _____

Address: _____

City: _____ State: _____

Phone: () _____ Zip: _____

E-Mail: _____

☐ New Member ☐ Renewing Member

Includes a Subscriptions to the Anvil's Ring and The Hammers' Blow magazines.

	1-Year	2-Year	3-Year
USA Print Membership	\$85	\$170	\$235
Digital Membership	\$75	\$150	\$205
Youth Digital Member- ship 25 & under	\$35	\$70	\$85
Canada/Mexico Print	\$100	\$200	\$280
International Print	\$110	\$220	\$310

Membership includes FREE placement in a searchable 'Find a Blacksmith' database to
connect to opportunities. Check here to be included in the database ☐

Send this form in an envelope with your payment to:

BAM
C/O Jeremie Howell
11 West 10th. Street
Carrollton, Mo. 64633

I _____ hereby apply for membership in the
Artist-Blacksmith's Association of North America and enclose
\$ _____

Check/Money Order ☐

☐ Credit Card

Card Number

[illegible]

Exp Date:
(Required)

Checks must be in US currency.
Send Renewal to:

**ABANA Central Office
PO Box 462
Johnstown, PA 15907-4817**

814-254-4817
www.abana.org to join online

Officers:

President

Willy Bagley

1st Vice President

Charlie Carpenter

2nd Vice President

Hollis Harbit

Secretary

Paul Talaski

Treasurer

Ashley Hart

bamtreas@gmail.com

660-542-4181

Membership

Jeremie Howell

membership.bam@gmail.com

Web site

www.bamsite.org

Web Master

Jeff Collins

bam@jeffcollinsonline.com

Mobile Training Station

Don Anders

Librarian

Karen Bouckaert

Conference Chair

Ashley Farnsworth

Coal Captain

Mike Lanham

The Blacksmiths' Association of Missouri is an affiliate of the Artist Blacksmiths' Association of North America, and is devoted to the preservation and advancement of blacksmithing and to communication among blacksmiths in Missouri and surrounding areas. The Newsletter of the Blacksmiths' Association of Missouri's goal is to support these aims. Letters to the editor, tech tips, tools for sale or anything else which furthers these ends will be considered for publication.

The Newsletter of the Blacksmiths' Association of Missouri and its members do not manufacture, distribute, sell, test, warrant, guarantee, or endorse any of the tools, materials, instructions or products contained in articles or features in the Newsletter of the Blacksmith Association of Missouri. The Newsletter of the Blacksmiths' Association of Missouri disclaims any responsibility or liability for damages or injuries as a result of any construction, design, use, manufacture or other activity undertaken as a result of the use or application of information contained in any articles or features in the BAM Newsletter. The Newsletter of the Blacksmiths' Association of Missouri assumes no responsibility of liability for the accuracy, fitness, proper design, safety or safe use of any information contained in the Newsletter of the Blacksmiths' Association of Missouri.

Presidents Letter

Hi everyone we had a great meeting in St Louis at Mueller Industries. Thank you to Jeff and Keisha for hosting and for a great meal. Thanks to Kirk Sullens he did a great job on his demo. Amazing you can make a frog from steel. We had some dragon flies in our trade items. Everyone did great .

Can't believe this year is almost over. Our next meeting will be February 7th, 2026 in Higbee mo. Colton Kiso will be our demonstrator. Trade items is anything sharp. Meals are available for purchase. Hope to see you all there.

I hope you all have a Merry Christmas and a Happy New Year!!!

Keep your anvil warm .

Willy Bagley

President



Allen "AL" Dippold

September 18, 1947 - December 8, 2025

Al was most notably known for his creations of Damascus knives that he sold all over the world. Al was a proud Navy veteran, a submarine sailor during the Vietnam conflict. He was a life member of VFW Post 4282, Perryville and AMVETS Post 94, Perryville.

Al was a friend to many. All who knew Al will remember his great wit and acerbic personality. They respected his extensive knowledge of many a subject. He lived life to the fullest, and did it "his way!"

December 6, 2025 BAM Meeting Minutes

The meeting was called to order at 1:20 pm by BAM President Willy Bagley at Mueller Industries, Fenton. Willy thanked Jeff Mueller for hosting the event, Kirk Sullens for his demonstration and Kirk's wife Helen Donnell. Keisha Mueller was also thanked for the chili provided for lunch.

The treasurer's report was given by Santo Giuffrida. Overall, our bottom line is good. We are operating near a break-even level. There was discussion about amount in the bank, potential costs for holding back funds, maybe offering the conference for free again and efforts to bring in more members and offer more educational events. The board is considering the free conference at five-year intervals. Paul Talaski is investigating putting together a demonstration/information class on restoring an anvil.

The membership report was given by Willy. We have a current roster of 512 members. That represents 9 added members and 21 people not returning.

Willy reported the Black Friday Hammer-In at Ken Jansen's was a great event and enjoyed by all there.

Ashley Farnsworth reported the 2026 Conference is set. The theme is "Forging the American Frontier. The three presenters are Tyler Sydebotham, Simeon England and Joshua Rachita. The flyer should be out in January. There will be a class in casting, basket-weaving, stained glass, and copper repousse and more. Ashley is seeking volunteers to assist the presenters. John Sherwood announced the Gallery is looking for volunteers to assist there. Shifts are typically 4 hours, less if more people volunteer. This year the Gallery will have a tribute for Don Nichols. Colton Kiso is putting together the tribute. Anyone with a piece from Don is asked to consider displaying it in the tribute. And of course, now is the time to think about and begin making your submission for the Gallery.

Willy reported that two of the potential MTS classes still need to be confirmed. The Ray Scott Eminence classes are set for April 4 and 11.

Karen Bouckaert had four items. First, Holland Anvils, past conference vendor, has closed. John Elliot, Blacksmith Supply, may bring anvils instead. Karen has a leatherworks person in case the vendor from Oklahoma cannot attend. Second, this will be her last conference heading the Iron-In-the-Hat and Raffle. We need a volunteer to take over. Third, Rusty from ABANA said their November conference was in Arkansas. She suggested that we may be asked to volunteer people and/or equipment. And lastly, she encouraged members to use our Library. In addition to all kinds of books on blacksmithing, there are also picture books and notebooks of other blacksmith groups' newsletters.

Willy found the mistake in Tony Martin's telephone number on Around the Anvil. The correct number is (573)631-9108.

The next meeting is February 7th. in Higbee. The trade item is 'anything with a sharp edge'. See the Upcoming Events in the back of the newsletter for a complete list of future meetings. Willy noted we are looking for location on the west side of the state for the September/October meeting.

Meeting adjourned.

Donated By	Won By	Item
Karen Bouckaert	John Sherwood	Coffee Mugs & Blacksmith Coffee
Karen Bouckaert	Anna Ansel	BAM Hat & T-shirt
Bernie Tappel/Tom Lutz	Paul Talaski	Safety Goggles and Masks, set 1
Karen Bouckaert	Scott Birdno	Saw, Nails
Willy Bagley	Scott Birdno	Wooden Hammer, Rasps
Karen Bouckaert	Brett Herzog	Washboard
Chris Bopp	Bob Triphahn	5160 Knife Steel
BAM	Keisha Mueller	"Love My Blacksmith" T-shirt
Jon McCarty	Ken Jansen	Blade Oil
Willy Bagley	Scott Birdno	Bandsaw Blades
John Murray	Ken Jansen	2.6# Hand Hammer, 4140 Alloy
Bernie Tappel/Tom Lutz	Paul Talaski	Safety Goggles and Masks, set 2
Karen Bouckaert	Scott Birdno	Dinner Bell
Karen Bouckaert	Brett Herzog	Coffee Mugs & Blacksmith Coffee
Willy Bagley	Paul Talaski	RR Track Pieces & Disc Blades
Jeff Mueller	Ken Jansen	V-Block
Jon McCarty	John Sherwood	Blade Oil
BAM	Mike Gorzel	BAM T-shirt
Jeff Mueller	Scott Birdno	Small Anvil
Bernie Tappel/Tom Lutz	Paul Talaski	Safety Goggles and Masks, set 3
Willy Bagley	Keisha Mueller	Folding Wheel Chucks & Leaf Spring
Dave Enders	Bernie Tappel	Bucket of Vermiculite
Dave Enders	John Sherwood	Bucket of Vermiculite
Dave Enders	Mike Glisson	Large Insulators
Dan Wedemeyer	Bob Triphahn	Leaf Spring
Kirk Sullens	John Sherwood	Demo Piece

Editor Notes.

Another year in the books. Hope everyone got what they wanted for Christmas. I didn't get into the shop and do as much as I wanted to. I am going to have to make some changes and just do it. I'm not getting any younger and when is this wiser thing supposed to kick in.

I would really like to see more article submissions from the members. I read a lot of other clubs newsletters and they have a lot of submissions from their members. If you go through some of our old ones there is a lot of participation in them.

I am going to get stale one of these days and I don't want that for our newsletter.

Happy New Year!!

Get out there and make something..



Dec 6th. 2025 Meeting Demo

Written by Mike M. Photos: John Sherwood, Michael Gorzel, Bruce Herzog, Mike M.

Kirk Sullens

His interpretation of a frog made by Claudio Bottero of Italy. He is working from just a few different photos of it. He has figured out the process somewhat. He is not trying to make an exact copy. Just using the process to create one of his own. This is about the fourth one he has made and he builds on it each time. This is still an evolving process.

The material is $\frac{1}{4}$ " x 1.5" flat bar 12" long. Mark the center. He used a $\frac{7}{8}$ " piece of bar to fuller the center of the bar. He went about halfway into it. Keep the original thickness of the $\frac{1}{4}$ " bar.



He has figured that the length of the body should be about 3". He marked the bar on the edge of the anvil at the halfway point. Then he used the power hammer to draw the legs out. Leave a little material on the end to spread out for the foot. It ended up being about a $\frac{3}{4}$ " x $\frac{3}{8}$ " blob on the end. You can leave the drawn-out section thicker if you wish. Break the corners to round it up a little. Forge a little offset in the center to make the knee joint. It makes bending it easier later and gives the joint a little more definition. Flatten out the foot. He used the peen to simulate webbing. You could use a rounded chisel to finish it if you want to. Do the same for the other side. Make sure you make the offset on the leg and the foot texture on the same side.



Lay it on the anvil with the knee offsets down. Use a large eye punch for the eyes. Drive it in deep. Eye size will depend on what you are looking for. Use a punch to put in a pupil if you want.

Front Legs. Cut about $\frac{1}{4}$ " of material from the body. Leave about a $\frac{1}{4}$ to $\frac{3}{8}$ " of material hanging on. Bend them out straight. Make them both the same length. Cut one off if needed.



File off any sharp edges. Texture the feet.



He used a cross peen to texture the body. You want it humped up behind the eyes and pulled down and rounded for the belly. Then a chisel to create a stripe that creates more visual appeal. Drive the body into a swage block to round it up. Close it up a little.



Finish all bending with a torch. He bent the back legs forward. Then back at the knee joints. Then the foot joints. Adjust accordingly. Bend the front legs. Finish adjusting everything with the torch.



It is hard to explain how to bend it all to finish. Just go with what looks right




Boar Spear. Kirk has been wild pig hunting with a group of guys for many years. He has dispatched 20 to 25 since he started. He spent a lot of time talking about this and it was interesting. In Florida, you can take them any time by any method.

He is using a piece of sucker rod 7/8" in diameter mainly because that was what was available. He talked about using a tough steel to make these. He usually uses 1/4" x 2" 1075 or 1080 flat bar. Create the socket first. Neck the bar down about 3 or 4" from the end. He used a piece of bar and the power hammer to help spread it out. You would need to know the circumference of the shaft at the biggest diameter you are using. Spread it out tapering it back to the small end of the taper. Measure it and roll it up in a swage block and on the anvil. He then cut it off the parent bar. He shaped a rough spear shape. Taper the edges. He ran out of time to finish it properly. But we did learn a lot about wild pig and bear hunting with spears. You had to be there.



There is quite a collection of one of a kind pieces here. The Mueller collection is quite impressive.



Trade Items December 6th 2025

Dragonfly

Photos by Bruce Herzog



Kim Stahl to Willy Bagley



Willy Bagley to John Sherwood



Jeff Mueller to John "Doc" Roberts



Scott Birdno to Kurt Knickmeyer



Kurt Knickmeyer to Kim Stahl



John Sherwood to Scott Birdno



John "Doc" Roberts to Santo Giuffrida



Santo Giuffrida to Jeff Mueller

Ken Jansens Black Friday Hammer-In


Written by Mike M. Photos : Bob Stormer, John Sherwood, Michael Gorzel, Mike M.

We had about 30 people show up. 8 or 10 participated in the project. The projects were a Raven head, A pig face and a Rams Head. I wasn't paying attention when he was explaining everything so some things may be a little off.

Raven. The material is 1/2" square bar. Lay about 1.25" on the nearside of the anvil on the diamond. Using half face blows flatten the material to half the thickness of the bar. Turn 90 degrees and taper the end almost all the way back to the parent stock. Lay it flat on the anvil and taper the edges to create a line down the center. Use a center punch to make eyes and nostrils and a small chisel to finish the nostrils. Finish the other end however you would like.



Ram Head. Uses 1/2" square bar. This is in the book Iron Menagerie by The Guild of Metalsmiths. This book also has many other heads and a bunch of punches and chisels to make them. Taper the end about 3" keep the width 1/2" but taper to about 1/8". Hot cut down the center. Open them up and file off any sharp edges. Forge them back to square. Line them back up straight. About 1/2" behind the horns use the horn of the anvil to round it up. Use a chisel or the sharp edge of your anvil to create grooves all the way around the outside of the horns.



Bend it about 1/2" behind the end of the horns. Bend it back on itself. Taper the nose a bit and knock down the corners. Punch eyes and nostrils and cut a mouth. Open up the horns and use scroll tongs to shape the horns. Bend the head down some. Now you have a handle for whatever you like.



Blacksmiths Association of Missouri

Pig Nose. 1/2" round bar. Hang about 3/16" over the far edge of the anvil. Strike at about a 15 degree angle roll it back and forth a little to create a snout. Use a punch for nostrils and eyes and a chisel for the mouth.



Mark Lawson



Bill George



Bob Stormer

Ken makes deer chili every year and it is always good. He has the recipe figured out.





A Holiday Gift That You Can Make *by Don Nichols*

I met a man at "Barnyards Days" at Joplin, MO. He was from Oklahoma and his name was Ron Lehenbauer. His forge was called Rusty Anvil. So we went together like toast and jam. Rusty Hammer and Rusty Anvil go together pretty well. He was making what he called the Ugly Old MO Red Mule out of horseshoes.

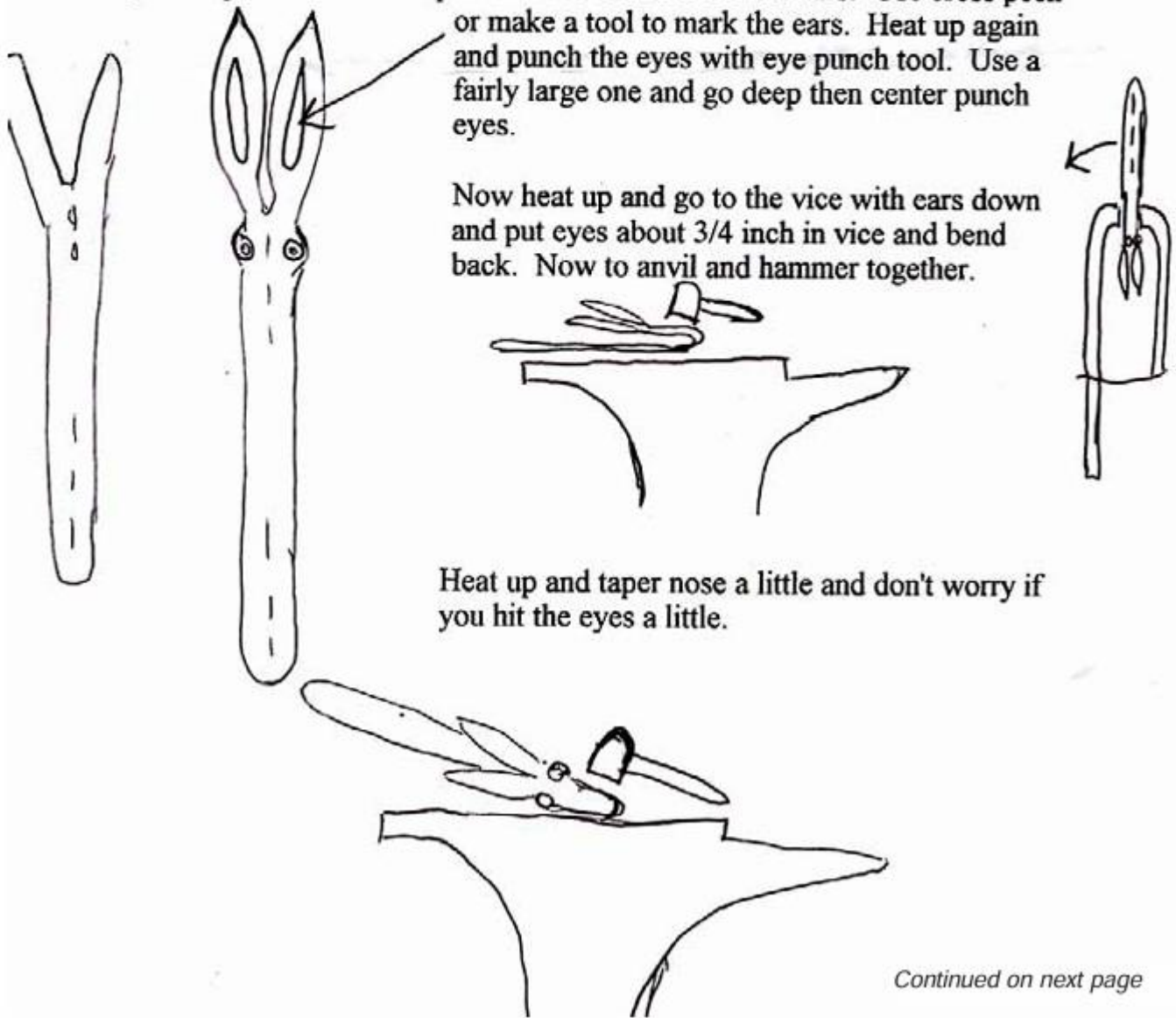
First, straighten out and cut down to the 1st hole of the horseshoe.

Heat it up and open a little then spread out to look like mule's ears. Use cross peen

or make a tool to mark the ears. Heat up again and punch the eyes with eye punch tool. Use a fairly large one and go deep then center punch eyes.

Now heat up and go to the vice with ears down and put eyes about 3/4 inch in vice and bend back. Now to anvil and hammer together.

Heat up and taper nose a little and don't worry if you hit the eyes a little.



Continued on next page

A Holiday Gift That You Can Make Continued *by Don Nichols*

Heat up again and punch nostrils deep using a punch something like this.



Heat up again and fuller between eyes and nose to look like this.



Now heat backside so you can bend head over toward the front like this.



Draw out the other end for a coat hook and then punch or drill for a screw . Bend the ears one forward and one back or however you want it to look.



Don't worry if he's not perfect. Have you ever seen a perfect MO mule?
Thanks to Ron Lehenbaur , Rusty Anvil Forge, Saltfork Craftsman Association of Oklahoma.

2026 BAM Conference Demonstrators

Tyler Sydebotham

Tyler will be forging black powder gun barrels

Simeon England and Broadus Thompson

Simeon and Broadus will be forging together making period tomahawks and knives

Joshua Rachita

Joshua will be forging household items.

Thursday evening demonstration ASL Pewter <https://www.aslpewter.com> We've been working with pewter for over 25 years now. It's our passion, our creative outlet, our homage to our history.

Family Classes Friday and Saturday Copper Chased leaf with Jeff Mueller **Basket Classes** with Cathryn Sylvester **Stained Glass** with Tami Bagley **Mini Classes** with Rhonda Schrum and Nancy Jackson **Mirror Etching** with Rhonda **Floral Watercolor** with Nancy **Paper Collage 2.0** with Nancy **Quilling** with Rhonda

2026 BAM Conference Gallery Submissions


Just a quick reminder that the BAM Conference will be here before you know it and that we look forward to your creations for the Gallery. It is never too early to start your submission. If you have any questions or special display needs, email me at jbsems@sbcglobal.net.

This year we will be featuring a Tribute to Don Nichols to display some of the many items forged by Don. If anyone has a piece forged by him that can be added to his tribute, it would be welcomed. Thinking about Don, I'm sure there are lots of "Don Stories" that are memorable. Write your favorite down and bring it along. (Hand written or typed) or if you are unable to attend email it so we can add to the display.

As usual we will be looking for volunteers for setup Thursday morning, and Friday or Saturday volunteering for a four-hour shift attending to the Gallery during conference hours. This really helps out.

April 29th - 30th, 2026 National Curriculum Class. Focused on Level 1 and 2. Swine Pavillion at Missouri State Fair. Contact Don Anders

April 30th, - May 3rd, 2026 34th Annual Ozark Conference. "Forging the American Frontier" Thursday - Setup - Potluck Dinner - Opening Ceremonies



News from ABANA

Artist-Blacksmith's Association of North America



Win this Book

Thanks to Schiffer Publishing, we're giving away two (2) copies of Contemporary Blacksmithing for Beginners by Joy Fire. Entries due Jan. 31, 2026. Membership not required.

Visit abana.org (scroll to bottom).

Follow ABANA here:




APPLY FOR AN ABANA GRANT

Next Application Cycle: January 2026

\$250 Grant to attend a Blacksmithing Event

\$500 Grant to attend a Blacksmithing Class or Degree Program



The Artist-Blacksmith's Association of North America is a 501(c)3 non-profit organization dedicated to preserving, promoting, and sharing technical skills and design excellence in the blacksmith community. We offer educational workshops, technical and art publications, grants, awards, conferences, and exhibitions honoring the metal and forging arts.

2026 ABANA CONFERENCE

November 11-14, 2026

Bentonville, Arkansas

Go to ABANA.org for more information

A midwestern Level 1 Intensive course is being planned. BAM's ABANA representative, Rusty Osbourne, contacted me to put the early word out about a Level 1 course currently being planned in conjunction with the ABANA National Conference.

The ABANA National Conference is the 11 – 14th of November in Bentonville Arkansas. Immediately after the conference, and a little east of Bentonville, at Eureka Springs School of the Arts there is going to be an opportunity to take a Level 1 Intensive Course to earn your instructor's certificate. If you are interested, keep a close eye on the ABANA website because there are only 8 vacancies because of the forge capacity.

As of now, the dates are not on the school's calendar, so watch for the dates to be announced by ABANA and probably on several websites and newsletters. Right now, the start date could be Monday the 16th. This may be a slightly compressed course, but they still plan to have the instructor's presentations on the last day and the adult learning curriculum will still be presented throughout the course. This could be a 4 day or 5 day course. The instructor is Becky Schimpff and possibly Victoria Ritter too. The Eureka Springs School of the Arts is a relatively new Arts School. No lodging or meals are offered on campus. There is plenty of availability of both in the surrounding community. As of now, this is what we know. Hopefully, details will come out in early to mid-2026.

Bill George.

ABANA CONFERENCE

Nov. 11-14, 2026 • Bentonville, Arkansas



Blacksmithing & Bladesmithing Demos

Beginner's Area

National Curriculum Demos & Evaluations

Fun Competitions

Vendors & Suppliers

Knife Makers

Auction & Iron-in-the-Hat

Gallery of Ironwork

Craft Classes



Site Amenities:

- Tons of space for tailgating.
- Over 8 acres of dedicated event parking on site.
- 21,000 sq. ft. building for vendor & gallery space.
- Dedicate vendor parking lot.
- Fully fenced, dedicated space for tent camping.
- 35 RV sites with water and electric hookups.
- 3,500 sq. ft. outdoor picnic pavilion surrounded by food trucks.



Tuition Assistance Application

Name:

Address:

Phone & Email:

What class or workshop do you wish to attend?

Where:

What is the Cost?

Tuition:

Travel:

Lodging:

Materials / supplies:

Briefly, describe how attending the particular class / workshop will advance your Blacksmithing skills and be helpful in promoting the craft of Blacksmithing. Identify the specific skills you expect to learn during this learning experience. (Additional pages if necessary).

I understand that as a requirement of receiving this assistance, I will be required to submit an article about the education experience attended with appropriate notes and diagrams of the items made or techniques learned in the class to the Tuition Assistance Committee to be reviewed and published in the BAM newsletter no later than 3 months after attending the class.

I will present a demonstration of the newly learned skills at a BAM meeting or complete a video to be placed in the BAM library within 1 year of the class.

One third of the total assistance amount will be awarded before the class, one third on submission of the article to the Tuition Assistance Committee, and one third after presenting the demonstration or video at a BAM event.

I understand that I am responsible for payment to the school or workshop.

The assistance is a reimbursement of the approved costs listed above of up to 1000 dollars.

Send tuition assistance applications to: Orry Harbit 217 Phelps Street Windsor, Mo. 65360. 660-287-5917

Signature:

Date:

Missouri Based Schools

Bladesmithing

Now training all levels. Learn Bladesmithing from start to finish or build your existing skills to bring your work to the next level of fit finish etc. Take a one on one class with Master Bladesmith Charles Carpenter. Call directly at (314)604-9910 or go to www.bigriverforge.com

Craft Alliance of St. Louis. Instructor: Kim Stahl of Kim Stahl Designs

I offer two 6-week courses (one that meets on Mondays and one that meets on Wednesdays) Introduction to Blacksmithing as well as offer Tuesday night Workshop courses that alternate between the always offered and popular Making a Cheese Knife workshop and a seasonal workshop, which is currently Make a fire poker but soon will change over to Make a Garden Tool workshop. Class info and sign-up website. <https://www.craftalliance.org/blacksmithing/>

Beginner & Intermediate classes are being held at Mueller Industries (via Craft Central), 12951 Maurer Industrial Drive, St. Louis, MO 63127

To see class listings or to register for classes, visit our website, craftstl.com

For more information call 314-842-0796 or email; Brendan@muellerstl.com

Matthias Penn is offering introductory & beginning blacksmith classes. 417-543-2148

Tytheblacksmith@yahoo.com Ava Mo.

Tong Making Class-Weekend Course, 4 people per class - \$125 per person. Contact: Charles Comstock, Rt.1 Box 20, Deerfield, MO. 64741 (417) 927-3499, or (417)-321-2286 cell

Oldschoolcrafts Blacksmith School, Joe Davis 12625 Lawrence 1175, Mt Vernon, MO 65712 phone 417-461-0387 on the web www.oldschoolcrafts.org E-Mail oldschoolcrafts@hotmail.com

Classes Offered, The Farrier's Wife Blacksmith Shop. 17332 EE Hwy. Ste. Genevieve, Mo. 63670

Lisa Thompson 573-984-9013 See on Facebook.

Email: thefarrierswifeblacksmithshop@gmail.com

Missouri School of Blacksmithing. Class prices, descriptions, prerequisites, and skill levels are in the catalog. Give us a call for more information, or to receive a catalog.

Matthew Burnett 3100 NW Winchester Road Cameron, Mo. 64429 816-575-2798 mo-schools.com

A.A.C.B. BLACKSMITH CONFERENCE 2026

May 14th - 16th - Murfreesboro, TN

www.aacblacksmiths.org

- MAIN DEMONSTRATORS -

Ben Abbott: Knife/Blade Making
(9x Forged in Fire Champion & Judge)

Terry Sheridan: Forged Tools



- A.A.C.B. MEMBER DEMONSTRATORS -

Alan Eldred / Chuck Henderson
Traditional Joinery

Herb Gravitt: Yellin-Style Rosette
Chuck Cook: (Forged in Fire) - Knife Processes

CLASSES:

(Knife Class led by Forged in Fire Champions)
Jason Bivens / Jay Replogle

Craig Hines
(Handmade Hacksaw)

Louisiana Metalsmiths Association

LAMA

32nd Annual "Banging on the Bayou"
Conference

March 14th-15th 2026

Jaime Escobedo Demonstrator

Shrimp Festival Building

Delcambre Louisiana

www.lama-blacksmith.org

Upcoming EVENTS

February 7th, 2026 - Meeting - Dale Kirby Higbee Mo. 9603 State Hwy B Higbee, Mo. 65257 Bring Chairs. Lunch Available. Trade Item: Anything with an edge.

March 28th, 2026 - Meeting - Tom Kennon Blacksmith Shop 200-298 Franklin St. Doniphan, Mo. 63935. Bring Chairs, Lunch Available. Trade Item. Trammel Hook for camping or fire-place.

April 4th. 2026 MTS (mobile training station) Beginning Blacksmith Class. Day 1 of 2 days. Ray Scott 20588 State route V Eminence, Mo. 65466. More info: Don Anders at don-ald.anders636@gmail.com or Ray Scott at 417-255-5266

April 11th. 2026 Day 2 of 2 MTS Beginning Blacksmith Class at Ray Scotts.

April 29th - 30th, 2026 National Curriculum Class. Focused on Level 1 and 2. Swine Pavillion at Missouri State Fair. Contact Don Anders

April 30th, - May 3rd, 2026 34th Annual Ozark Conference. "Forging the American Frontier" Thursday - Setup - Potluck Dinner - Opening Ceremonies - ASL Pewter Demonstration. Friday - Saturday Demonstrators: Tyler Sydebotham, Simeon England, Joshua Rachita, Broadus Thompson. More info to come.

June 27th, 2026 - Meeting - Table Rock State Park 5275 Historic Hwy 165, Branson Mo. 65672. Bring Chairs and Lunch. Trade Item: TBD

November 7th, 2026 - Meeting - Greens Welding and Sales. Host Chris Green 1464 SE County Rd. 15305 Appleton City, Mo. 64724 Bring Chairs. Food truck available. Trade Item Sculpture.

Meetings start at about 8:30am. and go to about 2pm. Demo until noon. Lunch, then business meeting. Iron in the hat and Trade Item exchange.

Hammer-In events require participants to be 14 years of age and minors need to have a legal guardian present during the event.

Photos taken at the BAM events could be used in our Newsletter and/or website. Posing in a group photo will constitute as permission. If you do not wish any individual pictures of yourself to be included, please contact the Newsletter Editor and/or Webmaster.

Coal Stations

Coal Captain: Mike Lanham

Price per bag:

BAM Members \$20.00

Non Members \$25.00

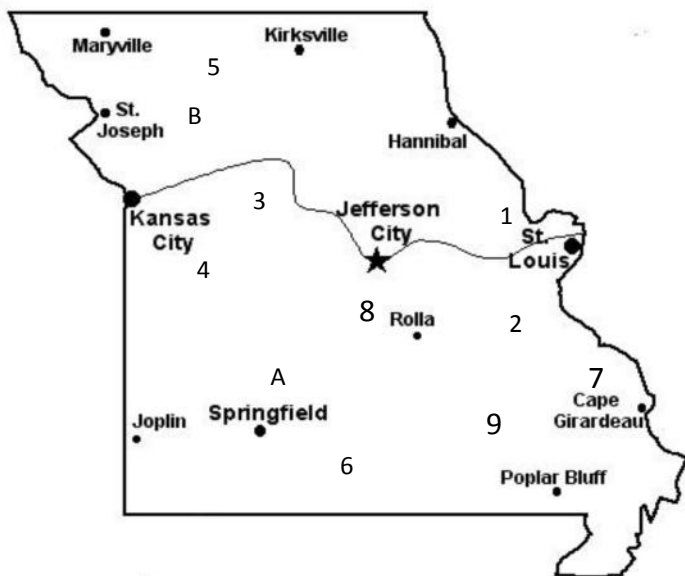
Member's pickup at Mike Lanham's \$18.00

Non-Members pickup at Mike Lanham's \$23.00

Coal keepers earn \$5.00 per bag

Bags are approximately 50lbs. each

Please call for current pricing.



A few notes on our coal:

1) Not all coal is created equal. The coal we buy is from the West Virginia to Pennsylvania vein and is a high metallurgy grade unlike coal from other areas.

2) Raw coal from the bagging company is stored outside which allows it to get rained on, (rain is water which weighs 8.4 pounds to the gallon). If the coal is bagged wet and then dries out the weight will change.

3) The coal fines which when mixed with water to form a paste burns along with the chunks of coal but during shipping and handling may sift out of the bags causing a weight loss.

So, the bottom line to all of this is we are selling coal in approximately 50 pound bags.

BAM COAL

1. Mike Lanham (636) 614-5095
2230 St. Paul Rd.

St. Paul MO 63366

After 5:00 pm M-F call for week-ends and before you come. You can text also.

2. Bob Alexander (314) 708-0469
14009 Hardin Rd.
DeSoto, MO 63020

3. Doug Clemons (660) 631-1257
29377 Durango Ave.
Malta Bend, MO 65339

4. Bryan Lillibridge (816) 516-9331
1545 NW 300
Urich, MO 64788

5. Bill George (660) 247-0426
19133 LIV 355
Chillicothe, MO 64601

6. Matthias Penn, (417) 543-2148
Rt 1 Box 479, Ava, Mo. 65608
tytheblacksmith@yahoo.com

7. Travis Dailey
28933 BCR 352
Marble Hill, Mo. 63764
573-225-1614
travisgd@gmail.com

8. Troy Albrecht
2025 Hwy 52 Tuscumbia, Mo. 65082
573-480-5682 troy.dtv@gmail.com

9. Anthony Martin
9648 CR 451 Winona, Mo. 65588
gigmaker86@hotmail.com
417-247-0940

Non BAM Coal

A. Tim Johnson @ Advanced Welding, Springfield, MO. 417-886-8032 - Pocahontas Coal \$.40/lb. cash, \$.50/lb. check/debit. Bring your own containers

B. Coal for sale \$20 per approximate 50 lb. bag. Missouri School of Blacksmithing
Matthew Burnett 816-575-2798, 3100 NW Winchester Rd., Cameron, MO. 64649

BAM Tailgate

Buy, Sell, Trade

Individual Classified ads:

Jeff Collins the Webmaster has removed all items from the BAM tailgate page that were over a year old. If you wish to have it put back please let him know.

Commercial / Resource ads:

Roller Blade Treadle Hammers (Clay Spencer design) for Sale or Workshops led to build hammers. Bob Alexander, e-mail to scruboak4@netzero.com, or call 314-708-0469.

Tire Hammer Plans by Clay Spencer
Send Paypal for \$30 to clay@tirehammer.com Or check/money order to 73 Penniston Pvt. Dr. Somerville AL 35670. I can mail a copy or email PDFs.

Beverly Shear Blades Sharpened. Remove blades and mail to Scott Kretschmer 196 Mule Deer Drive, Loveland, CO 80537. Include check for \$50 + \$10 shipping. Deep scratches and wrong sharpening may cost extra. scott@kretschmershops.com, 970-567-2609

Information / Education:

Blacksmith's Journal, New Improved and Revised! All issues are organized by projects. Available in Digital Form or Hard Copies. Blacksmith Shop-Equipment-Tools-Techniques-Exterior Ironwork-Hand Tools-Hardware for the Fireplace-Hardware Vol. 1&2-Interior Ironwork-Lighting-Ornament-Railings
www.blacksmithsjournal.com

Classes at Pieh Tool Company, Inc. - Camp Verde, AZ Call for more information and to enroll: (928) 554-0700 or (888) 743-4866.
www.piehtoolco.com.

John C. Campbell Folk School, The Folk School offers a wide variety of weeklong and weekend classes for those looking to strengthen their skills or try their hand at something new. Some online classes available. Info at www.folkschool.org

Products:

Blacksmith Supply

Wide variety of Blacksmithing tools, equipment and supplies. Tom Tongs, Smithin Magician, Anvils, Forges, Fly Presses, Hammers, Punches, and more. Website: www.blacksmithsupply.com
Phone: 1-804-530-0290
PO. Box3766 Chester, VA 23831

Little Giant

Genuine Little Giant parts for your Little Giant Power Hammer.

Owners: Doug Klaus And David Sloan
Website: littlegianthammer.com
Phone: 402-873-6603
Email: contact@littlegianthammer.com
US mail: 48182 SW 32nd Rd. Odell, NE 68415

Iron Dungeon Forge

Knife making supplies, Abrasives, Grinders. Forges, Heat Treat Ovens, Forge supplies, Huge selection of wood handle material. www.irondungeonforge.com

Flat Die Power Hammer Tools Book

90 pages 300 Tools used on power hammers with flat dies by Clay Spencer.
Order from Alabama Forge Council,
Judd Clem, 111 Yorkshire Drive,
Athens, AL 35613, clem.judd@att.net Master Card, Visa or check, \$30, mailed, \$40 overseas.

Forge-Aprons offers many different styles of leather blacksmith aprons; the Original bib, the Short bib, the Full-Cut bib which offers greater chest coverage, the Lap apron, three sizes of Kid's aprons, a Budget apron, a Women's cut, and Aussie Forge aprons.

www.Forge-Aprons.com

Heavy-Duty Fry Pan Blanks 9" diameter, tapered sides 12 or 13 gauge steel (approx.2 pounds) no predrilled holes for the handle \$14.00 each..1-4, \$12.00 each.5-9, \$10.00 each...10+. Shipping: \$5.00 plus\$1.00 each frypan Bob Tuftee 563-349-3369
21718 277th Ave LeClaire, IA 52753

Blacksmiths Depot, 100 Daniel Ridge Road, Candler, NC 28715. (828) 667-8868 web site: www.blacksmithsdepot.com. Offering a full line of blacksmithing equipment. We ship and accept Visa and Mastercard.

L Brand is the Official Coke of the WCB and Kentucky Horseshoe School. Now packaged in 50lb. bags on pallets
Website: www.BlackSmithCoke.com
Mobile: 678-360-3521
email: lbrandforgecoke@gmail.com

Chile Forge- Next generation gas forges
www.chileforge.com David Starr 520-312-0000

USA Dealer for REFFLINGHAUS ANVILS, 77 to 1250 lb. European 2 horn with or without upsetting block & side shelf. Over 100 sizes and styles available. Guaranteed face @ HRC59
Dick Nietfeld www.blksmith.com Phone (308) 384 1088

Atlas Knife & Tool

Anvils, Forges, Supplies. <http://www.atlasknife.com>

Wanted:

Blacksmith business cards. I would like to put together a collage of Blacksmith business cards. Bring them to a meeting or mail them to me. Bruce Herzog 2212 Aileswick St. Louis, MO 63129

Around the Anvil BAM has its very own E-Mail news group. If you would like to participate there is a sign up link on the bamsite.org website. Click and join.

Ad Policy: Blacksmith related ads are free to BAM members. Personal ads will run for two issues. Resource ads are ongoing at my discretion. Send to BAMeditor2015@gmail.com, or call 816-769-5788

Bladesmithing

Now training all levels. Learn Bladesmithing from start to finish or build your existing skills to bring your work to the next level of fit and finish etc. Take a one on one class with Master Bladesmith

Charles Carpenter.

Call directly at (314)604-9910 or go to www.bigriverforge.com



BLACKSMITH ASSOCIATION OF MISSOURI
9940 LIV. 2302
CHILLICOTHE, MO. 64601

Please send changes to Jeremie Howell 11 West 10th. Street Carrollton, Mo. 64633

Next Meeting: February 7th. 2026 Dale Kirby Host
Skullsplitter Spirits 9603 State Hwy. B, Higbee, Mo. 65257
. Bring Chairs. Lunch Available. Trade Item: Anything with an edge.

